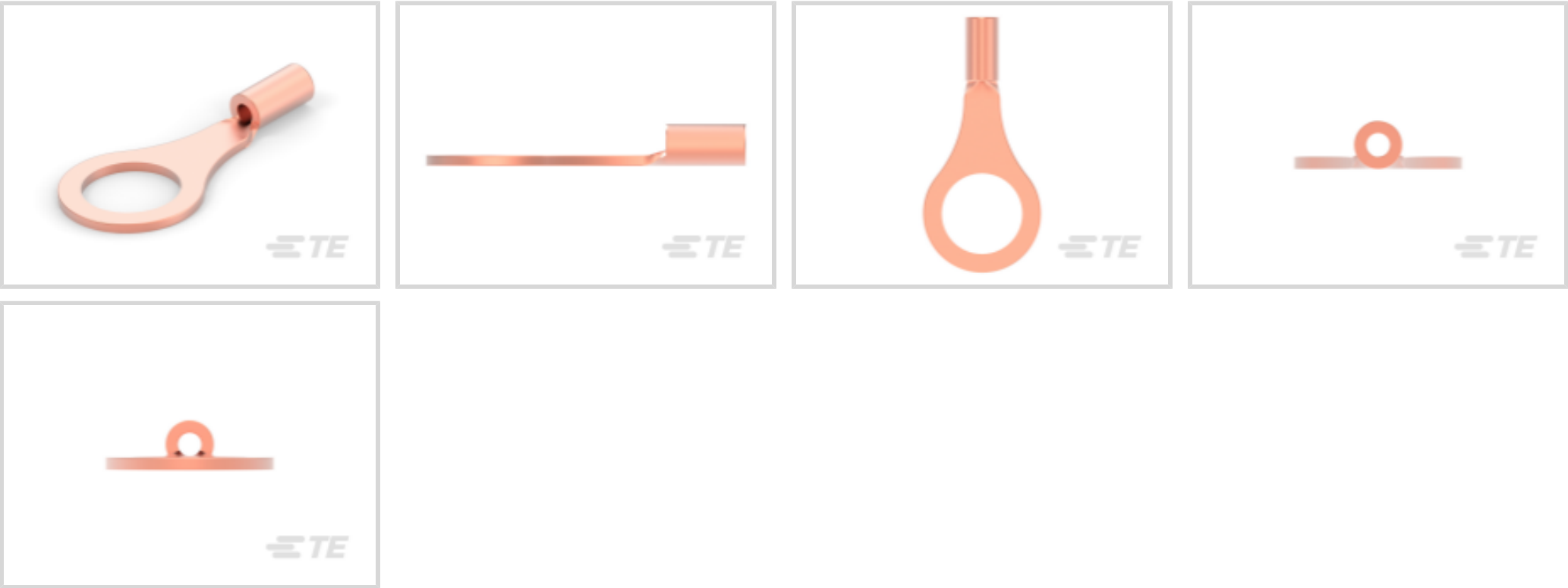




Terminals & Splices > Ring Terminals



Ring Terminal Product Type: Closed Ring Tongue Terminal

Wire Size: 202 – 810 CMA

Stud Size: #8, M4

Features

Product Type Features

Ring Terminal Product Type	Closed Ring Tongue Terminal
Stud Size	#8, M4
Sealable	No
Wire Insulation Support Retention Type	Non-Insulation Support

Configuration Features

Number of Holes	1
-----------------	---

Contact Features

Barrel Type	Closed
Terminal Orientation	Straight
Terminal Plating Material	Unplated

Mechanical Attachment

Wire Insulation Support	Without
-------------------------	---------

Dimensions

Wire Size	202 – 810 CMA
Stud Diameter	4.17 mm[.164 in]
Tongue Thickness	.79 mm[.031 in]



Product Length	13.82 mm[.544 in]
Barrel Inside Diameter	.89 mm[.035 in]

Usage Conditions

Insulation Option	Uninsulated
-------------------	-------------

Operation/Application

Compatible With Wire Base Material	Copper
Compatible With Wire Plating Material	Tin

Industry Standards

Government Qualified Terminal	No
-------------------------------	----

Packaging Features

Packaging Quantity	1000
Packaging Method	Loose Piece

Other

Line	Budget
------	--------

Product Compliance

For compliance documentation, visit the product page on TE.com>

EU RoHS Directive 2011/65/EU	Compliant
EU ELV Directive 2000/53/EC	Compliant
China RoHS 2 Directive MIIT Order No 32, 2016	No Restricted Materials Above Threshold
EU REACH Regulation (EC) No. 1907/2006	Current ECHA Candidate List: JAN 2025 (247) Candidate List Declared Against: JUNE 2023 (235) Does not contain REACH SVHC
Halogen Content	Low Halogen - Br, Cl, F, I < 900 ppm per homogenous material. Also BFR/CFR/PVC Free
Solder Process Capability	Not applicable for solder process capability

Product Compliance Disclaimer

This information is provided based on reasonable inquiry of our suppliers and represents our current actual knowledge based on the information they provided. This information is subject to change. The part numbers that TE has identified as EU RoHS compliant have a maximum concentration of 0.1% by weight in homogenous materials for lead, hexavalent chromium, mercury, PBB, PBDE, DBP, BBP, DEHP, DIBP, and 0.01% for cadmium, or qualify for an exemption to these limits as defined in the Annexes of Directive 2011/65/EU (RoHS2). Finished electrical and electronic equipment products will be CE marked as required by Directive 2011/65/EU. Components may not be CE marked. Additionally, the part numbers that TE has identified as EU ELV compliant have a maximum concentration of 0.1% by weight in homogenous materials for lead, hexavalent chromium, and mercury, and 0.01% for cadmium, or qualify for an exemption to these limits



as defined in the Annexes of Directive 2000/53/EC (ELV). Regarding the REACH Regulation, the information TE provides on SVHC in articles for this part number is based on the latest European Chemicals Agency (ECHA) 'Guidance on requirements for substances in articles' posted at this URL: <https://echa.europa.eu/guidance-documents/guidance-on-reach>


Also in the Series | SOLISTRAND Budget



Knife Disconnects(4)



Ring Terminals(106)



Spade Terminals(46)

Customers Also Bought



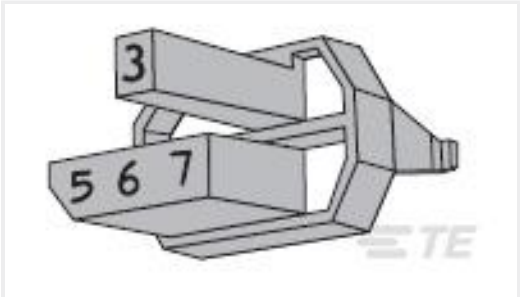
TE Part #1410946-1  
MULTI-GIG SOC. CAP SCREW,  
CUSTOMIZED HDW



TE Part #206430-1  
RECPT, SZ 11-4, CPC



TE Part #5039274019  
DR-25-1/4-0-SP



TE Part #5-100526-4  
CODING DEV INSRT COLOR GREEN



TE Part #0641-1-2031L  
CONT PIN



TE Part #2161243004  
55A0111-20-0



TE Part #206305-1  
CPC PLUG ASSEMBLY SIZE 23-37



TE Part #4-1879378-1  
TLR 2512 2.0W R0025 1% 150PPM 2K  
RL

Documents

Product Drawings  
BUDGET,RING,26-22,8,UNPLTD

English

CAD Files

3D PDF

3D

Customer View Model

ENG\_CVM\_CVM\_32859-1\_AY.2d\_dxf.zip

English



Customer View Model

[ENG\\_CVM\\_CVM\\_32859-1\\_AY.3d\\_igs.zip](#)

English

Customer View Model

[ENG\\_CVM\\_CVM\\_32859-1\\_AY.3d\\_stp.zip](#)

English

By downloading the CAD file I accept and agree to the [Terms and Conditions](#) of use.

Datasheets & Catalog Pages

[SOLISTRAND - QRG](#)

English