




Terminals & Splices > Splices



Splice Type: **Butt Splice**
Wire Size: **3 – 6 mm²**
Sealable: **No**
Splice Features: **Serrated**

Features

Product Type Features

Splice Accessory Type	Splice
Splice Type	Butt Splice
Sealable	No
Compatible With Discrete Wire Type	Solid, Stranded
Wire Insulation Support Retention Type	Non-Insulation Support

Configuration Features

Number of Serrations	16
Compatible With Wire & Cable Type	Discrete Wire

Body Features

Splice Features	Serrated
-----------------	----------

Contact Features

Terminal Plating Thickness	2.54 µm[100 µin]
Terminal Plating Material	Tin
Contact Base Material	Copper



Barrel Type	Closed
-------------	--------

Mechanical Attachment

Wire Insulation Support	Without
-------------------------	---------

Dimensions

Recovered Inside Diameter	3.28 mm[.129 in]
Outside Diameter	5.74 mm[.226 in]
Wire Size	5180 – 13100 CMA
Barrel Inside Diameter	3.28 mm[.129 in]
Terminal Material Thickness	1.07 mm[.042 in]
Product Length	14.4 mm[.567 in]

Usage Conditions

Insulation Option	Uninsulated
-------------------	-------------

Operation/Application

Compatible With Wire Base Material	Copper
------------------------------------	--------

Industry Standards

Government Qualified Splice	No
-----------------------------	----

Packaging Features

Packaging Quantity	500
Packaging Method	Loose Piece

Product Compliance

For compliance documentation, visit the product page on [TE.com](#)>








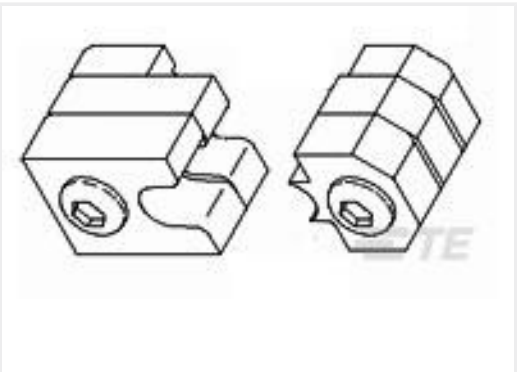
EU RoHS Directive 2011/65/EU	Compliant
EU ELV Directive 2000/53/EC	Compliant
China RoHS 2 Directive MIIT Order No 32, 2016	No Restricted Materials Above Threshold
EU REACH Regulation (EC) No. 1907/2006	Current ECHA Candidate List: JAN 2025 (247) Candidate List Declared Against: JAN 2025 (247) Does not contain REACH SVHC
Halogen Content	Low Halogen - Br, Cl, F, I < 900 ppm per homogenous material. Also BFR/CFR/PVC Free
Solder Process Capability	Not applicable for solder process capability





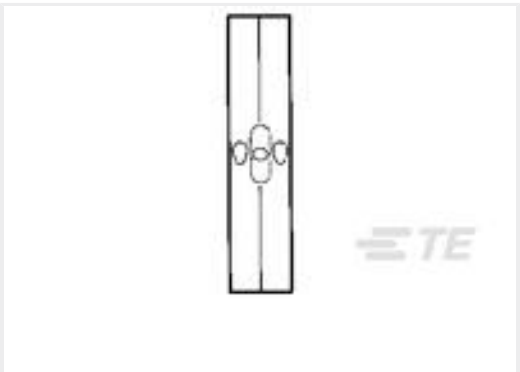

Product Compliance Disclaimer

This information is provided based on reasonable inquiry of our suppliers and represents our current actual knowledge based on the information they provided. This information is subject to change. The part numbers that TE has identified as EU RoHS compliant have a maximum concentration of 0.1% by weight in homogenous materials for lead, hexavalent chromium, mercury, PBB, PBDE, DBP, BBP, DEHP, DIBP, and 0.01% for cadmium, or qualify for an exemption to these limits as defined in the Annexes of Directive 2011/65/EU (RoHS2). Finished electrical and electronic equipment products will be CE marked as required by Directive 2011/65/EU. Components may not be CE marked. Additionally, the part numbers that TE has identified as EU ELV compliant have a maximum concentration of 0.1% by weight in homogenous materials for lead, hexavalent chromium, and mercury, and 0.01% for cadmium, or qualify for an exemption to these limits as defined in the Annexes of Directive 2000/53/EC (ELV). Regarding the REACH Regulation, the information TE provides on SVHC in articles for this part number is based on the latest European Chemicals Agency (ECHA) ‘Guidance on requirements for substances in articles’ posted at this URL: <https://echa.europa.eu/guidance-documents/guidance-on-reach>

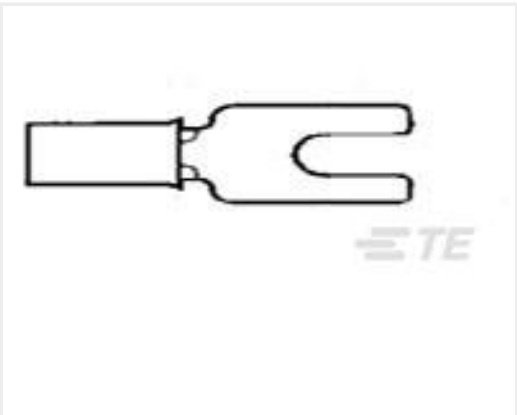
Compatible Parts

 <p>TE Part # 525693 DAHT SOLIS 22-10 ASSY</p>	 <p>TE Part # 58545-3 SDE DIE ASSY. 22-10 SOLISTRAND</p>	 <p>TE Part # 58545-1 SOLISTRAND 10-22 DIE ASSY</p>	 <p>TE Part # 58546-1 PC 22-10 SOLISSPICE SPL I SHT</p>
 <p>TE Part # 169400 CERTI-LOK FRAME W/O DIES</p>	 <p>TE Part # 58545-4 SOLISTRAND 10-22 DIE ASSY.</p>	 <p>TE Part # 49935 DAHT SOLIS 22-10 ASSY</p>	 <p>TE Part # 47814 DIES SOLIS 12-10 DIE SET</p>

Customers Also Bought

 <p>TE Part #41125 RING 12-10 AWG TPBR</p>	 <p>TE Part #1-1326031-2 2.8MM BLD,SEAL,12AWG, REV REEL</p>	 <p>TE Part #36906 SPLICE,SOLIS BUTT 8</p>	 <p>TE Part #41124 RING .190 (4.82 MM) 12-10 AWG TPBR</p>
---	---	---	--

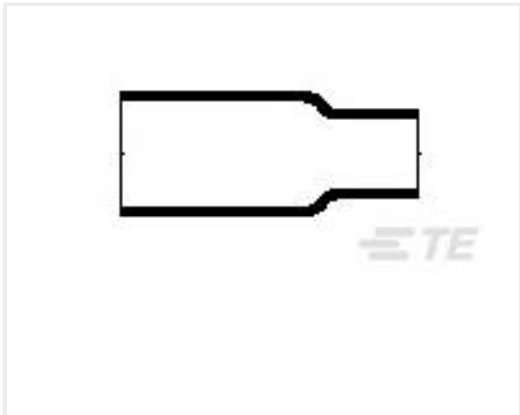




TE Part #41495
[SPADE .190\(4.82 MM\)12-10 AWG TPBR](#)



TE Part #387724-000
[44A1111-18-0-9](#)



TE Part #806426-000
[202E336-51-0](#)

TE Part #3-1438230-3
[TERM,SNAP-ON,FEMALE,12GA,104770A](#)



TE Part #2141502-1
[2POS,1.5MM SFC,REC HSG,ASSY,SEALED,BK](#)



TE Part #3-1438136-4
[70 WAY PCM HARNESS ASSY](#)

Documents

Product Drawings
[SPLICE,SOLIS BUTT 12-10](#)

English

CAD Files

[3D PDF](#)

3D

Customer View Model

[ENG_CVM_CVM_330369_J.2d_dxf.zip](#)

English

Customer View Model

[ENG_CVM_CVM_330369_J.3d_igs.zip](#)

English

Customer View Model

[ENG_CVM_CVM_330369_J.3d_stp.zip](#)

English

By downloading the CAD file I accept and agree to the [Terms and Conditions](#) of use.

Instruction Sheets

[Instruction Sheet \(U.S.\)](#)

English

Agency Approvals

[UL Report](#)

English