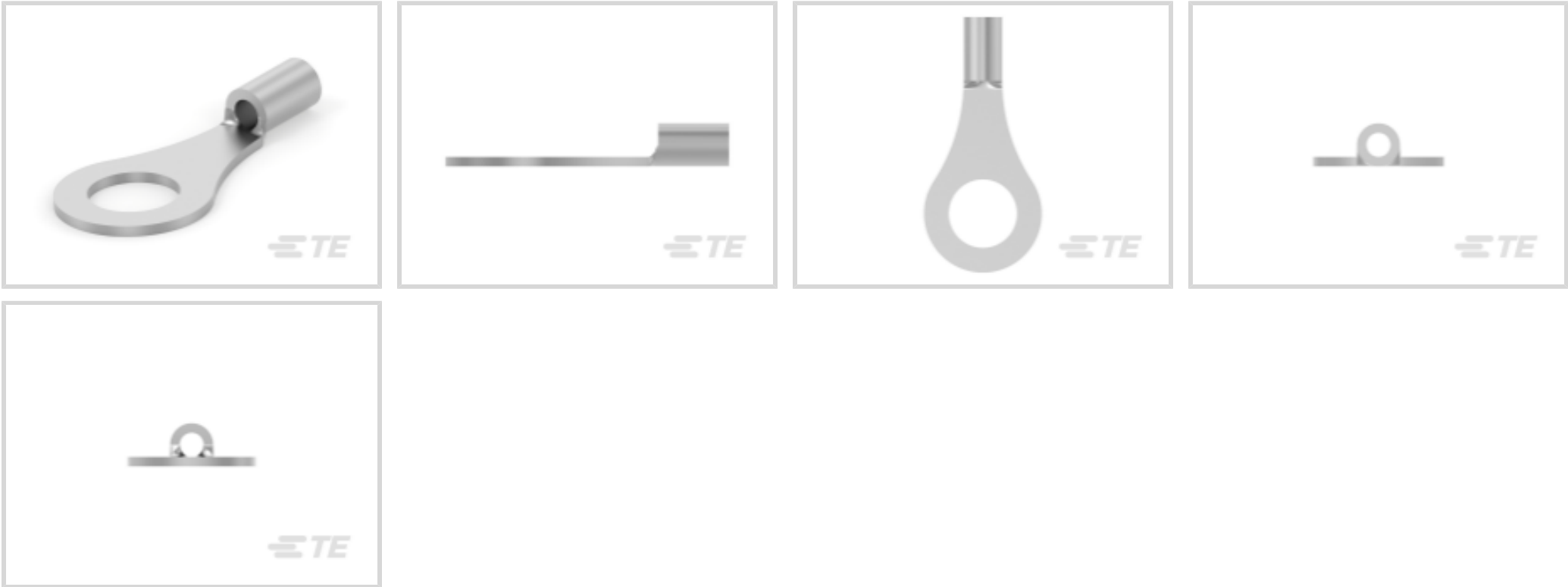




Terminals & Splices > Ring Terminals



Ring Terminal Product Type: Closed Ring Tongue Terminal

Wire Size: 202 – 810 CMA

Stud Size: #6, M3.5

Features

Product Type Features

Terminal Features	Sheared
Ring Terminal Product Type	Closed Ring Tongue Terminal
Stud Size	#6, M3.5
Sealable	No
Wire Insulation Support Retention Type	Insulation Support

Configuration Features

Number of Holes	1
-----------------	---

Body Features

Product Weight	.188 g
----------------	--------

Contact Features

Barrel Type	Closed
Terminal Orientation	Straight
Terminal Plating Material	Tin

Mechanical Attachment

Wire Insulation Support	Without
-------------------------	---------



Dimensions

Wire Size	202 – 810 CMA
Stud Diameter	3.68 mm[.145 in]
Tongue Thickness	.79 mm[.031 in]
Product Length	13.82 mm[.544 in]
Barrel Inside Diameter	.79 mm[.031 in]

Usage Conditions

Insulation Option	Uninsulated
-------------------	-------------

Operation/Application

Compatible With Wire Base Material	Copper
Compatible With Wire Plating Material	Tin

Industry Standards

Government Qualified Terminal	No
-------------------------------	----

Packaging Features

Packaging Quantity	1000
Packaging Method	Loose Piece

Product Compliance

For compliance documentation, visit the product page on TE.com>

EU RoHS Directive 2011/65/EU	Compliant
EU ELV Directive 2000/53/EC	Compliant
China RoHS 2 Directive MIIT Order No 32, 2016	No Restricted Materials Above Threshold
EU REACH Regulation (EC) No. 1907/2006	Current ECHA Candidate List: JAN 2025 (247) Candidate List Declared Against: JUNE 2024 (241) Does not contain REACH SVHC
Halogen Content	Low Halogen - Br, Cl, F, I < 900 ppm per homogenous material. Also BFR/CFR/PVC Free
Solder Process Capability	Not applicable for solder process capability

Product Compliance Disclaimer

This information is provided based on reasonable inquiry of our suppliers and represents our current actual knowledge based on the information they provided. This information is subject to change. The part numbers that TE has identified as EU RoHS compliant have a maximum concentration of 0.1% by weight in homogenous materials for lead, hexavalent chromium, mercury, PBB, PBDE, DBP, BBP, DEHP, DIBP, and 0.01% for cadmium, or qualify for an exemption to these



limits as defined in the Annexes of Directive 2011/65/EU (RoHS2). Finished electrical and electronic equipment products will be CE marked as required by Directive 2011/65/EU. Components may not be CE marked. Additionally, the part numbers that TE has identified as EU ELV compliant have a maximum concentration of 0.1% by weight in homogenous materials for lead, hexavalent chromium, and mercury, and 0.01% for cadmium, or qualify for an exemption to these limits as defined in the Annexes of Directive 2000/53/EC (ELV). Regarding the REACH Regulation, the information TE provides on SVHC in articles for this part number is based on the latest European Chemicals Agency (ECHA) ‘Guidance on requirements for substances in articles’ posted at this URL: <https://echa.europa.eu/guidance-documents/guidance-on-reach>


### Compatible Parts




REPRESENTATION ONLY

TE Part # 69363  
DAHT STRATO SOLIS 26-20 ASSY

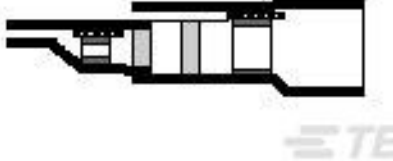
### Customers Also Bought




TE Part #1-87631-1  
16 MODIV HSG COMP DR .100 POL




TE Part #42731-2  
FASTON 250 REC TERMINAL 22-18 TPBR LP




TE Part #440727-000  
B-040-20-N




TE Part #5-456135-7  
CRIMPER, INSULATION "O"(.062")




TE Part #3-641438-9  
09P MTA156 PSTD CONN ASSY WHT



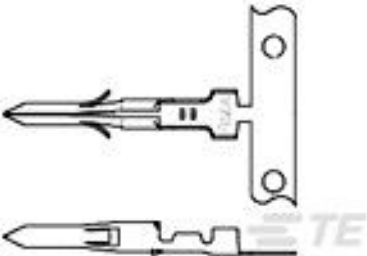
TE Part #3-640600-2  
02P MTA156 CONN ASSY 20AWG LF




TE Part #3-641438-4  
04P MTA156 PSTD CONN ASSY WHT



TE Part #770232-1  
CMNL IDC COVER



TE Part #640391-1  
.062 COMM P&S PIN 24-30 PTPBR



TE Part #854769-4  
HOLDER, INS

### Documents



Product Drawings

SOLISTRAND RING 26-22 #6

English

CAD Files

3D PDF

3D

Customer View Model

ENG\_CVM\_CVM\_331401\_L.2d\_dxf.zip

English

Customer View Model

ENG\_CVM\_CVM\_331401\_L.3d\_igs.zip

English

Customer View Model

ENG\_CVM\_CVM\_331401\_L.3d\_stp.zip

English

By downloading the CAD file I accept and agree to the [Terms and Conditions](#) of use.