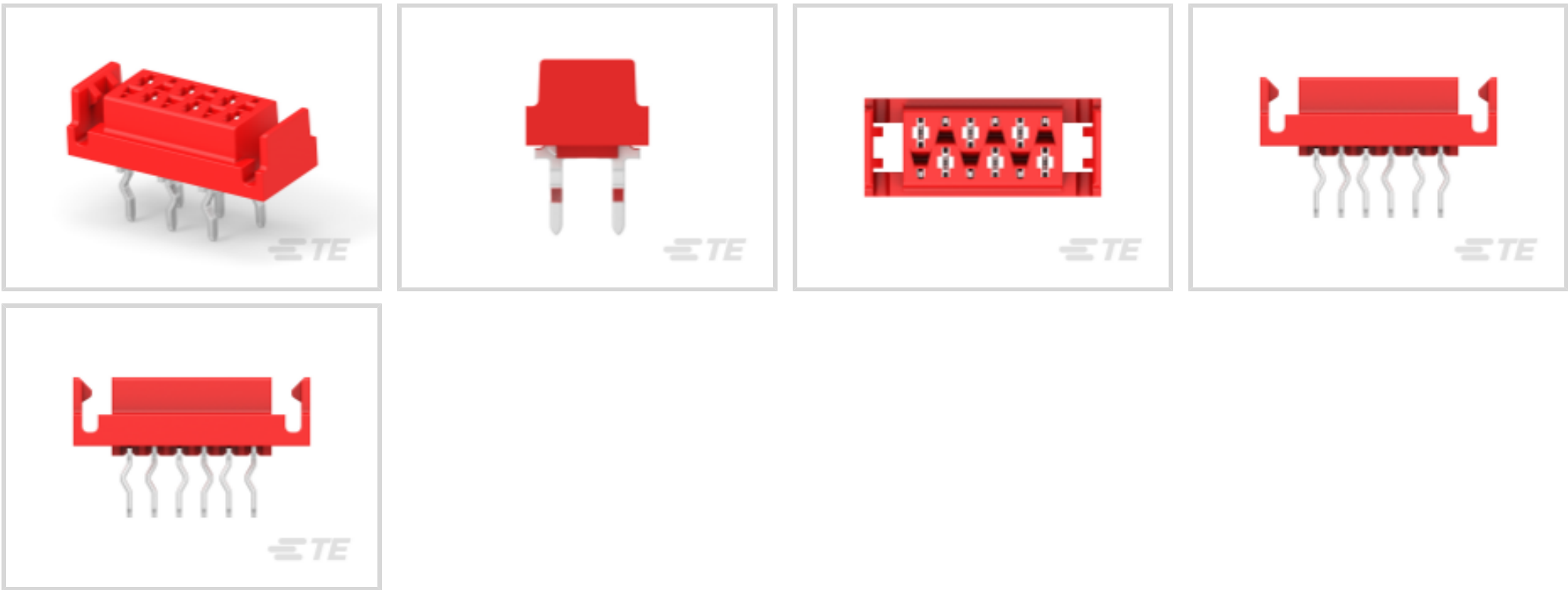




Connectors > PCB Connectors > Wire-to-Board Connectors > FFC, FPC & Ribbon Connectors > Ribbon Cable Connectors >
Female-on-Board Connector, Top Entry



Connector System: **Board-to-Board**
Number of Positions: **6**
Centerline (Pitch): **1.27 mm [.05 in]**
PCB Mount Retention: **With**
PCB Mount Retention Type: **Kinked Solder Tails**

[All Female-on-Board Connector, Top Entry \(67\)](#)

Features

Product Type Features

| | |
|------------------------------------|-----------------------|
| Connector Product Type | Connector Assembly |
| Ribbon Cable Connector Type | Female-on-Board |
| Ribbon Cable Connector Header Type | Shrouded |
| Connector System | Board-to-Board |
| Connector & Housing Type | Receptacle |
| Connector & Contact Terminates To | Printed Circuit Board |

Configuration Features

| | |
|-----------------------|----------|
| Number of Positions | 6 |
| PCB Mount Orientation | Vertical |
| Number of Rows | 2 |

Electrical Characteristics

| | |
|-------------------|---------|
| Operating Voltage | 100 VDC |
|-------------------|---------|



| | |
|-----------------------|---------|
| Insulation Resistance | 1000 MΩ |
|-----------------------|---------|

Body Features

| | |
|-----------------------|----------|
| Daisy Chain | Without |
| Primary Product Color | Red |
| Connector Profile | Standard |

Contact Features

| | |
|---|-------------------------------|
| Contact Underplating Material | Nickel |
| PCB Contact Termination Area Plating Material Finish | Matte |
| Contact Mating Area Plating Material Thickness | 3 – 5 μm[118.11 – 196.85 μin] |
| Contact Shape & Form | Dual Beam |
| PCB Contact Termination Area Plating Material Thickness | 3 – 5 μm[118.11 – 196.85 μin] |
| Contact Mating Area Plating Material | Tin (Sn) |
| Contact Base Material | Phosphor Bronze |
| PCB Contact Termination Area Plating Material | Tin |
| Contact Type | Socket |
| Contact Current Rating (Max) | 1 A |

Termination Features

| | |
|---|-----------------------|
| Rectangular Termination Post & Tail Width | .5 mm[.02 in] |
| Rectangular Termination Post & Tail Thickness | .25 mm[.01 in] |
| Termination Post & Tail Length | 3.1 mm[.122 in] |
| Termination Method to PCB | Through Hole - Solder |

Mechanical Attachment

| | |
|---------------------------------------|---------------------|
| Contact Retention Type Within Housing | Press-Fit |
| Mating Alignment | With |
| PCB Mount Alignment | Without |
| PCB Mount Retention | With |
| PCB Mount Retention Type | Kinked Solder Tails |
| Mating Alignment Type | Polarization |
| Mating Retention | With |
| Mating Retention Type | Contact Friction |
| Connector Mounting Type | Board Mount |

Housing Features

| | |
|--|--|
| | |
|--|--|



| | |
|-----------------------|-----------------|
| Mating Entry Location | Top |
| Housing Material | PBT GF |
| Centerline (Pitch) | 1.27 mm[.05 in] |

Dimensions

| | |
|-----------------------------|-----------------|
| PCB Thickness (Recommended) | 1.6 mm[.062 in] |
| Connector Height | 4 mm[.16 in] |
| Connector Length | 12.2 mm[.48 in] |
| Row-to-Row Spacing | 2 mm[.059 in] |

Usage Conditions

| | |
|-----------------------------|----------------------------|
| Operating Temperature Range | -40 – 105 °C[-40 – 221 °F] |
|-----------------------------|----------------------------|

Operation/Application

| | |
|------------------------|----------------|
| Solder Process Feature | Board Standoff |
| Circuit Application | Signal |

Industry Standards

| | |
|---|------------|
| Compatible With Agency/Standards Products | UL |
| UL Rating | Recognized |
| UL Flammability Rating | UL 94V-0 |
| Compatible With Approved Standards Products | UL E28476 |

Packaging Features

| | |
|--------------------|------|
| Packaging Quantity | 2500 |
| Packaging Method | Reel |

Product Compliance

For compliance documentation, visit the product page on [TE.com](#)>

| | |
|---|---|
| EU RoHS Directive 2011/65/EU | Compliant |
| EU ELV Directive 2000/53/EC | Compliant |
| China RoHS 2 Directive MIIT Order No 32, 2016 | No Restricted Materials Above Threshold |
| EU REACH Regulation (EC) No. 1907/2006 | Current ECHA Candidate List: JAN 2025 (247) Candidate List Declared Against: JAN 2025 (247) Does not contain REACH SVHC |
| Halogen Content | Not Low Halogen - contains Br or Cl > 900 ppm. |



Solder Process Capability

Wave solder capable to 265°C

Product Compliance Disclaimer

This information is provided based on reasonable inquiry of our suppliers and represents our current actual knowledge based on the information they provided. This information is subject to change. The part numbers that TE has identified as EU RoHS compliant have a maximum concentration of 0.1% by weight in homogenous materials for lead, hexavalent chromium, mercury, PBB, PBDE, DBP, BBP, DEHP, DIBP, and 0.01% for cadmium, or qualify for an exemption to these limits as defined in the Annexes of Directive 2011/65/EU (RoHS2). Finished electrical and electronic equipment products will be CE marked as required by Directive 2011/65/EU. Components may not be CE marked. Additionally, the part numbers that TE has identified as EU ELV compliant have a maximum concentration of 0.1% by weight in homogenous materials for lead, hexavalent chromium, and mercury, and 0.01% for cadmium, or qualify for an exemption to these limits as defined in the Annexes of Directive 2000/53/EC (ELV). Regarding the REACH Regulation, the information TE provides on SVHC in articles for this part number is based on the latest European Chemicals Agency (ECHA) 'Guidance on requirements for substances in articles' posted at this URL: <https://echa.europa.eu/guidance-documents/guidance-on-reach>

Compatible Parts

TE Part # 338095-6
MICRO-MATCH COSIHSG

TE Part # CAT-M5833-M2934
Male-on-Board Connector, Micro-MaTch

TE Part # CAT-M5833-M2934A
Male-on-Wire Connector, Micro-MaTch

Also in the Series | Micro-MaTch Industrial

Board-In Connectors(20)

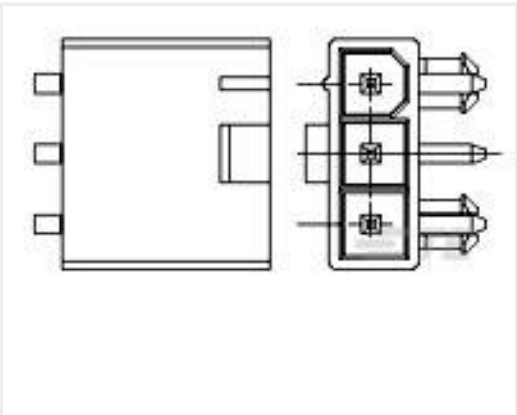
Connector Contacts(4)

Insertion & Extraction Tools(1)

Pluggable I/O Cable Assemblies(52)

Ribbon Cable Connectors(183)

Customers Also Bought



TE Part #2029154-4
4P R/A HDR VAL-U-LOK GW W/P



TE Part #1746854-1
SHILED FINGER 2411 ANTI OVER S



TE Part #1676373-2
RN 0805 549R 0.1% 10PPM 1KRL



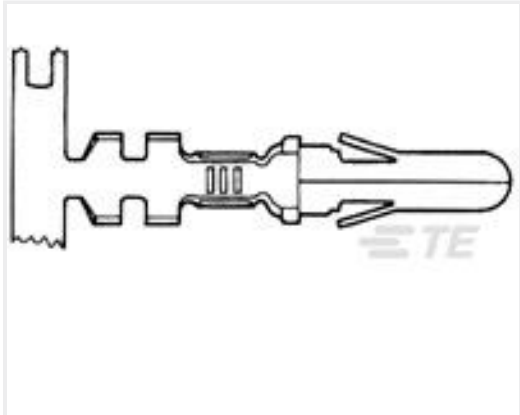
TE Part #2-1571999-9
ADP08STR04=PIANO DIP SWITCH



TE Part #1586892-3
03P UMNL HDR ASSY R/A, GW V0



TE Part #1676317-2
RN 0805 37K4 0.1% 10PPM 1KRL



TE Part #350201-1
.140 DIA PIN 14-10 PTPBR



TE Part #926305-6
UNML4WAY CAP



TE Part #2-1879515-4
CRGH1206 1% 2K0 0.5W



TE Part #1676433-2
RN 0805 78K7 0.1% 10PPM 1KRL

Documents

Product Drawings
MICRO-MATCH FTE, 6P
English

CAD Files
3D PDF
3D
Customer View Model
ENG_CVM_CVM_338068-6_F.2d_dxf.zip
English
Customer View Model
ENG_CVM_CVM_338068-6_F.3d_igs.zip
English
Customer View Model
ENG_CVM_CVM_338068-6_F.3d_stp.zip
English

By downloading the CAD file I accept and agree to the Terms and Conditions of use.

Datasheets & Catalog Pages



[Micro-MaTch Catalog](#)

English

[Centerline Micro-Match Connector Series](#)

English

[Product Specifications](#)

[Product Specification](#)

English