




Terminals & Splices > Splices



Splice Type: **Parallel Splice**  
Wire Size: **1.25 – 2 mm²**  
Sealable: **No**  
Splice Features: **Serrated**

Features

Product Type Features

Splice Accessory Type	Splice
Splice Type	Parallel Splice
Sealable	No
Compatible With Discrete Wire Type	Solid, Stranded
Wire Insulation Support Retention Type	Non-Insulation Support

Configuration Features

Compatible With Wire & Cable Type	Discrete Wire
-----------------------------------	---------------

Body Features

Splice Features	Serrated
-----------------	----------

Contact Features

	100 µin
Terminal Plating Material	Gold
Contact Base Material	Copper
Barrel Type	Closed



Mechanical Attachment

Wire Insulation Support	Without
-------------------------	---------

Dimensions

	.165 in
Wire Size	2.05 – 5.18 kcmil
Barrel Inside Diameter	2.15 mm[.085 in]
Terminal Material Thickness	.84 mm[.033 in]
Product Length	7.64 mm[.301 in]

Usage Conditions

Insulation Option	Uninsulated
-------------------	-------------

Industry Standards

Government Qualified Splice	No
-----------------------------	----

Packaging Features

Packaging Quantity	1000
Packaging Method	Loose Piece

Product Compliance

For compliance documentation, visit the product page on TE.com>

EU RoHS Directive 2011/65/EU	Compliant
EU ELV Directive 2000/53/EC	Compliant
China RoHS 2 Directive MIIT Order No 32, 2016	No Restricted Materials Above Threshold
EU REACH Regulation (EC) No. 1907/2006	Current ECHA Candidate List: JAN 2025 (247) Candidate List Declared Against: JUNE 2024 (241) Does not contain REACH SVHC
Halogen Content	Low Halogen - Br, Cl, F, I < 900 ppm per homogenous material. Also BFR/CFR/PVC Free
Solder Process Capability	Not applicable for solder process capability

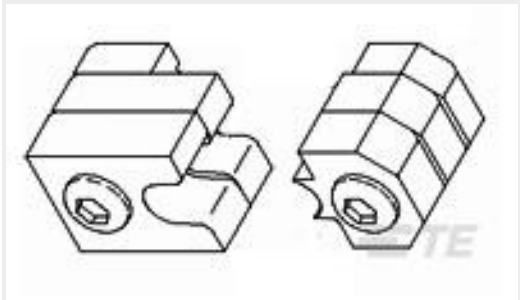
Product Compliance Disclaimer

This information is provided based on reasonable inquiry of our suppliers and represents our current actual knowledge based on the information they provided. This information is subject to change. The part numbers that TE has identified as EU RoHS compliant have a maximum concentration of 0.1% by weight in homogenous materials for lead, hexavalent chromium, mercury, PBB, PBDE, DBP, BBP, DEHP, DIBP, and 0.01% for cadmium, or qualify for an exemption to these limits as defined in the Annexes of Directive 2011/65/EU (RoHS2). Finished electrical and electronic equipment products will be CE marked as required by Directive 2011/65/EU. Components may not be CE marked. Additionally, the part




numbers that TE has identified as EU ELV compliant have a maximum concentration of 0.1% by weight in homogenous materials for lead, hexavalent chromium, and mercury, and 0.01% for cadmium, or qualify for an exemption to these limits as defined in the Annexes of Directive 2000/53/EC (ELV). Regarding the REACH Regulation, the information TE provides on SVHC in articles for this part number is based on the latest European Chemicals Agency (ECHA) ‘Guidance on requirements for substances in articles’ posted at this URL: <https://echa.europa.eu/guidance-documents/guidance-on-reach>


Compatible Parts




TE Part # 47813  
DIES SOLIS 16-14 DIE SET




TE Part # 49935  
DAHT SOLIS 22-10 ASSY




TE Part # 58545-3  
SDE DIE ASSY. 22-10 SOLISTRAND



TE Part # 58545-1  
SOLISTRAND 10-22 DIE ASSY




TE Part # 58546-1  
PC 22-10 SOLISSPICE SPL I SHT

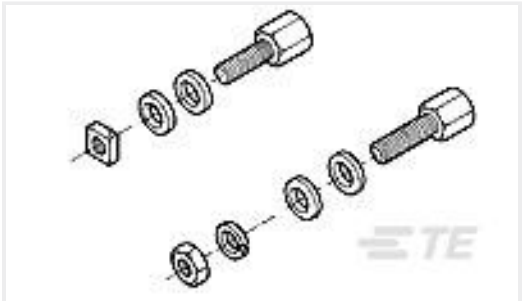


TE Part # 169400  
CERTI-LOK FRAME W/O DIES


Customers Also Bought



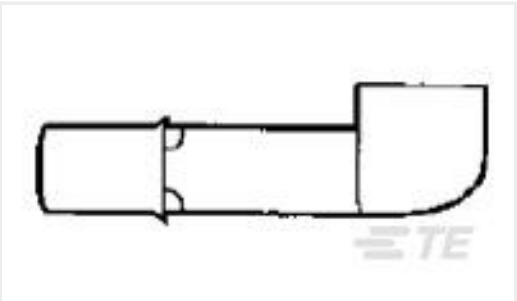
TE Part #206803-2  
AMPLIMITE RECEPT ASY,37 POS,




TE Part #212447-1  
SCREW RTNR KIT,AMPLIMITE




TE Part #CAT-P592-R472A  
PIDG Ring Tongue Terminals



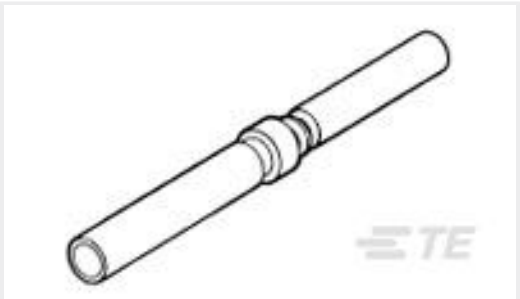
TE Part #35610  
KNIFE DISCONNECT,BODY 22-16




TE Part #C67976-000  
B-155-9001



TE Part #322799  
SOLIS R HR 22-16COM22-18MIL 10



TE Part #204351-1  
SZ 22 SOCKET CONTACT



TE Part #34130-4  
SOLIS, PARA 22-16 60/40 SN-PB



Documents

Product Drawings

SOLI,PSP,16-14,AU

English

CAD Files

3D PDF

3D

Customer View Model

ENG\_CVM\_CVM\_34137-4\_P.2d\_dxf.zip

English

Customer View Model

ENG\_CVM\_CVM\_34137-4\_P.3d\_igs.zip

English

Customer View Model

ENG\_CVM\_CVM\_34137-4\_P.3d\_stp.zip

English

By downloading the CAD file I accept and agree to the [Terms and Conditions](#) of use.

Datasheets & Catalog Pages

SOLISTRAND - QRG

English