




Terminals & Splices > Splices



Splice Type: **Closed End Splice**

Wire Size: **.3 – 2 mm²**

Sealable: **No**

Compatible Insulation Diameter Range: **3.96 mm [.156 in]**

Features

Product Type Features

Splice Accessory Type	Splice
Splice Type	Closed End Splice
Sealable	No
Compatible With Discrete Wire Type	Solid, Stranded
Wire Insulation Support Retention Type	Insulation Support

Configuration Features

Compatible With Wire & Cable Type	Discrete Wire
-----------------------------------	---------------

Electrical Characteristics

Operating Voltage	300 V
-------------------	-------

Body Features

Product Weight	.561 g
Primary Product Color	Red

Contact Features

Terminal Plating Material	Tin
Contact Base Material	Copper

Barrel Type	Closed
-------------	--------

Mechanical Attachment

Wire Insulation Support	With
-------------------------	------

Dimensions

Wire Size	.509 – 5.18 kcmil
Compatible Insulation Diameter Range	3.96 mm[.156 in]
Terminal Material Thickness	.69 mm[.027 in]
Product Length	19.05 mm[.75 in]

Usage Conditions

Insulation Option	Fully Insulated
-------------------	-----------------

Operation/Application

Compatible With Wire Base Material	Copper
------------------------------------	--------

Identification Marking

Splice Marking	VS
----------------	----

Industry Standards

Government Qualified Splice	No
-----------------------------	----

Packaging Features

Packaging Quantity	1000
Packaging Method	Loose Piece

Product Compliance

For compliance documentation, visit the product page on TE.com>

EU RoHS Directive 2011/65/EU	Compliant
EU ELV Directive 2000/53/EC	Compliant
China RoHS 2 Directive MIIT Order No 32, 2016	No Restricted Materials Above Threshold
EU REACH Regulation (EC) No. 1907/2006	Current ECHA Candidate List: JAN 2025 (247) Candidate List Declared Against: JUNE 2024 (241) Does not contain REACH SVHC
Halogen Content	Not Low Halogen - contains Br or Cl > 900 ppm.
Solder Process Capability	Not applicable for solder process capability



Product Compliance Disclaimer

This information is provided based on reasonable inquiry of our suppliers and represents our current actual knowledge based on the information they provided. This information is subject to change. The part numbers that TE has identified as EU RoHS compliant have a maximum concentration of 0.1% by weight in homogenous materials for lead, hexavalent chromium, mercury, PBB, PBDE, DBP, BBP, DEHP, DIBP, and 0.01% for cadmium, or qualify for an exemption to these limits as defined in the Annexes of Directive 2011/65/EU (RoHS2). Finished electrical and electronic equipment products will be CE marked as required by Directive 2011/65/EU. Components may not be CE marked. Additionally, the part numbers that TE has identified as EU ELV compliant have a maximum concentration of 0.1% by weight in homogenous materials for lead, hexavalent chromium, and mercury, and 0.01% for cadmium, or qualify for an exemption to these limits as defined in the Annexes of Directive 2000/53/EC (ELV). Regarding the REACH Regulation, the information TE provides on SVHC in articles for this part number is based on the latest European Chemicals Agency (ECHA) ‘Guidance on requirements for substances in articles’ posted at this URL: <https://echa.europa.eu/guidance-documents/guidance-on-reach>

Compatible Parts

TE Part # 217212-1
PRO-CR ASSY, CES

TE Part # 45216
DAHT AMP CLOSED END SPLICES 22-14 ASSY

TE Part # 217212-2
PRO-CR DIE, CES

TE Part # 48208
DAHT CLOSED END SPLICES 22-10 ASSY

Customers Also Bought

TE Part #468963-000
382A012-4/86-0

TE Part #31518
TERMINAL,DG R 26-22 2

TE Part #6862-201-16278
CONT SOC



TE Part #8-34104-1
SOLIS R 22-16 COMM 22-18 MIL 4

TE Part #ABC03N-20P
IN-LINE RECP

TE Part #32835
PIDG R 22-16 COMM 22-18 MIL 8

TE Part #323196
TERMINAL,SOLIS FLAG R 6 10

TE Part #7-1879621-3
H4P 10K 1% 50PPM



Documents

Product Drawings

SPLICE,CE 22-14

English

CAD Files

3D PDF

3D

Customer View Model

ENG_CVM_CVM_34304_P.2d_dxf.zip

English

Customer View Model

ENG_CVM_CVM_34304_P.3d_igs.zip

English

Customer View Model

ENG_CVM_CVM_34304_P.3d_stp.zip

English

3D PDF

English

Customer View Model

ENG_CVM_34304_J.3d_igs.zip

English

Customer View Model

ENG_CVM_34304_J.3d_stp.zip

English

Customer View Model

ENG_CVM_34304_J.2d_dxf.zip

English

By downloading the CAD file I accept and agree to the [Terms and Conditions](#) of use.

Product Specifications

Application Specification

English

Instruction Sheets

Instruction Sheet (U.S.)

English



[Agency Approvals](#)

[UL Report](#)

English