



TE Internal #: 34865  
Closed End Splice, 12 – 10 AWG, .3 – 6 mm<sup>2</sup> Wire, 5.18 – 13.1 kcmil,  
5180 – 13100 CMA, Copper, Yellow, 25.65 mm [1.01 in] Length,  
Loose Piece  
[View on TE.com >](#)

Terminals & Splices > Splices



Splice Type: **Closed End Splice**  
Wire Size: **.3 – 6 mm<sup>2</sup>**  
Sealable: **No**  
Compatible Insulation Diameter Range: **7.62 mm [ .3 in ]**

Features

Product Type Features

Splice Accessory Type	Splice
Splice Type	Closed End Splice
Sealable	No
Compatible With Discrete Wire Type	Solid, Stranded
Wire Insulation Support Retention Type	Insulation Support

Configuration Features

Compatible With Wire & Cable Type	Discrete Wire
-----------------------------------	---------------

Body Features

Product Weight	1.569 g
Primary Product Color	Yellow

Contact Features

Terminal Plating Material	Tin
Contact Base Material	Copper
Barrel Type	Closed

Mechanical Attachment

Wire Insulation Support	With
-------------------------	------

Dimensions

Wire Size	5.18 – 13.1 kcmil
Compatible Insulation Diameter Range	7.62 mm[.3 in]
Terminal Material Thickness	.69 mm[.027 in]
Product Length	25.65 mm[1.01 in]

Usage Conditions

Insulation Option	Fully Insulated
-------------------	-----------------

Operation/Application

Compatible With Wire Base Material	Copper
------------------------------------	--------

Identification Marking

Splice Marking	VS
----------------	----

Industry Standards

Government Qualified Splice	No
-----------------------------	----

Packaging Features

Packaging Quantity	500
Packaging Method	Loose Piece

Product Compliance

For compliance documentation, visit the product page on TE.com>

EU RoHS Directive 2011/65/EU	Compliant
EU ELV Directive 2000/53/EC	Compliant
China RoHS 2 Directive MIIT Order No 32, 2016	No Restricted Materials Above Threshold
EU REACH Regulation (EC) No. 1907/2006	Current ECHA Candidate List: JAN 2025 (247) Candidate List Declared Against: JUNE 2024 (241) Does not contain REACH SVHC
Halogen Content	Not Low Halogen - contains Br or Cl > 900 ppm.
Solder Process Capability	Not applicable for solder process capability

Product Compliance Disclaimer

This information is provided based on reasonable inquiry of our suppliers and represents our current actual knowledge based on the information they provided. This information is subject to change. The part numbers that TE has identified as



EU RoHS compliant have a maximum concentration of 0.1% by weight in homogenous materials for lead, hexavalent chromium, mercury, PBB, PBDE, DBP, BBP, DEHP, DIBP, and 0.01% for cadmium, or qualify for an exemption to these limits as defined in the Annexes of Directive 2011/65/EU (RoHS2). Finished electrical and electronic equipment products will be CE marked as required by Directive 2011/65/EU. Components may not be CE marked. Additionally, the part numbers that TE has identified as EU ELV compliant have a maximum concentration of 0.1% by weight in homogenous materials for lead, hexavalent chromium, and mercury, and 0.01% for cadmium, or qualify for an exemption to these limits as defined in the Annexes of Directive 2000/53/EC (ELV). Regarding the REACH Regulation, the information TE provides on SVHC in articles for this part number is based on the latest European Chemicals Agency (ECHA) ‘Guidance on requirements for substances in articles’ posted at this URL: <https://echa.europa.eu/guidance-documents/guidance-on-reach>

Compatible Parts



TE Part # 217212-2  
PRO-CR DIE, CES



TE Part # 217212-1  
PRO-CR ASSY, CES


Customers Also Bought




TE Part #217212-1  
PRO-CR ASSY, CES



TE Part #1546670-2  
2P .437" DR BARRIER,W/BND SCRW



TE Part #320788  
SPLICE,CE 18-8




TE Part #696429-1  
SPLICE BUTT PVF2 PIDG 12-10




TE Part #2388553-3  
PUSH-IN CONNECTOR, 3 POS



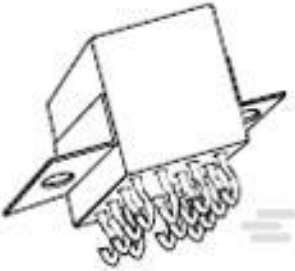
TE Part #55929-1  
SPLICE WIRE CE BLACK 22-10



TE Part #53891-1  
SPLICE, CE 18-6



TE Part #55808-1  
SPLICE,CE 18-8



TE Part #2-1617754-3  
FCA-410-1624M=M83536/16-024M



TE Part #CP8406-000  
HVB-T-2-R-01(B4)

Documents

Product Drawings

SPLICE,CE 22-10

English

CAD Files

3D PDF

3D

Customer View Model

ENG\_CVM\_CVM\_34865\_T.2d\_dxf.zip

English

Customer View Model

ENG\_CVM\_CVM\_34865\_T.3d\_igs.zip

English

Customer View Model

ENG\_CVM\_CVM\_34865\_T.3d\_stp.zip

English

By downloading the CAD file I accept and agree to the [Terms and Conditions](#) of use.

Product Specifications

Application Specification

English

Instruction Sheets

Instruction Sheet (U.S.)

English

Agency Approvals

UL

English