



Terminals & Splices > Ring Terminals



Ring Terminal Product Type: Closed Ring Tongue Terminal

Wire Size: 33100 – 52600 CMA

Stud Size: 5/8, M16

Features

Product Type Features

Ring Terminal Product Type	Closed Ring Tongue Terminal
Stud Size	5/8, M16
Sealable	No

Wire Insulation Support Retention Type	Non-Insulation Support
--	------------------------

Configuration Features

Number of Holes	1
-----------------	---

Body Features

Product Weight	17.199 g
----------------	----------

Contact Features

Barrel Type	Closed
Terminal Orientation	Straight
Terminal Plating Material	Tin

Mechanical Attachment

Wire Insulation Support	Without
-------------------------	---------

Dimensions

Wire Size	33100 – 52600 CMA
Stud Diameter	16.66 mm[.656 in]
Tongue Thickness	1.78 mm[.07 in]
Product Length	53.09 mm[2.09 in]
Barrel Inside Diameter	7.57 mm[.298 in]

Usage Conditions

Insulation Option	Uninsulated
-------------------	-------------

Operation/Application

Compatible With Wire Base Material	Copper
Compatible With Wire Plating Material	Tin

Industry Standards

Government Qualified Terminal	No
-------------------------------	----

Packaging Features

Packaging Quantity	100
Packaging Method	Loose Piece

Product Compliance

For compliance documentation, visit the product page on TE.com>

EU RoHS Directive 2011/65/EU	Compliant
EU ELV Directive 2000/53/EC	Compliant
China RoHS 2 Directive MIIT Order No 32, 2016	No Restricted Materials Above Threshold
EU REACH Regulation (EC) No. 1907/2006	Current ECHA Candidate List: JAN 2025 (247) Candidate List Declared Against: JUNE 2024 (241) Does not contain REACH SVHC
Halogen Content	Low Halogen - Br, Cl, F, I < 900 ppm per homogenous material. Also BFR/CFR/PVC Free
Solder Process Capability	Not applicable for solder process capability


Product Compliance Disclaimer

This information is provided based on reasonable inquiry of our suppliers and represents our current actual knowledge based on the information they provided. This information is subject to change. The part numbers that TE has identified as EU RoHS compliant have a maximum concentration of 0.1% by weight in homogenous materials for lead, hexavalent chromium, mercury, PBB, PBDE, DBP, BBP, DEHP, DIBP, and 0.01% for cadmium, or qualify for an exemption to these limits as defined in the Annexes of Directive 2011/65/EU (RoHS2). Finished electrical and electronic equipment products will be CE marked as required by Directive 2011/65/EU. Components may not be CE marked. Additionally, the part




numbers that TE has identified as EU ELV compliant have a maximum concentration of 0.1% by weight in homogenous materials for lead, hexavalent chromium, and mercury, and 0.01% for cadmium, or qualify for an exemption to these limits as defined in the Annexes of Directive 2000/53/EC (ELV). Regarding the REACH Regulation, the information TE provides on SVHC in articles for this part number is based on the latest European Chemicals Agency (ECHA) ‘Guidance on requirements for substances in articles’ posted at this URL: <https://echa.europa.eu/guidance-documents/guidance-on-reach>


Compatible Parts




TE Part # 1490413-3
HYP10 SOLIS 4AWG NEST



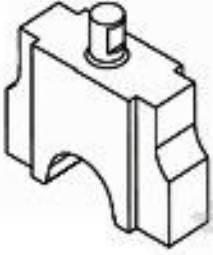
TE Part # 1490414-2
HYP10 SOLIS HD 6-4AWG INDENTER



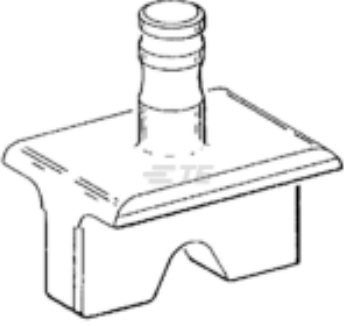
TE Part # 48127
HYP8 SOLIS 6-2AWG INDENTER



TE Part # 69218
HYP8/10 SOLIS 4AWG DIE SET




TE Part # 1901000-2
NEST #4




TE Part # 48129
HYP8 SOLIS 4AWG NEST


Customers Also Bought




TE Part #36809
TERMINAL,SOLIS R 6 5/8



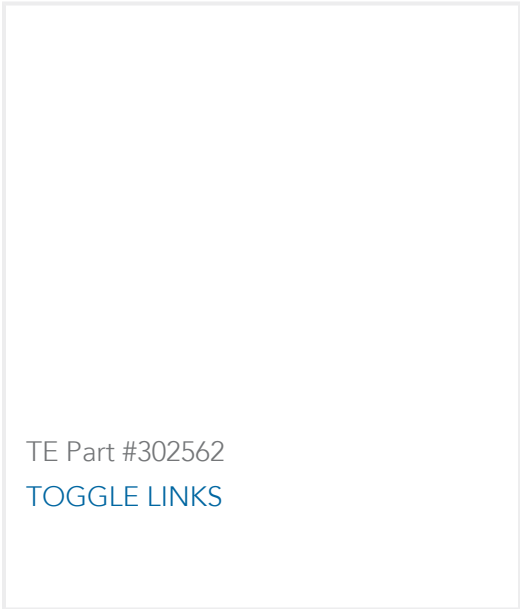
TE Part #CAT-C7901-AL82066
COPALUM Stranded/Solid: Butt Splices

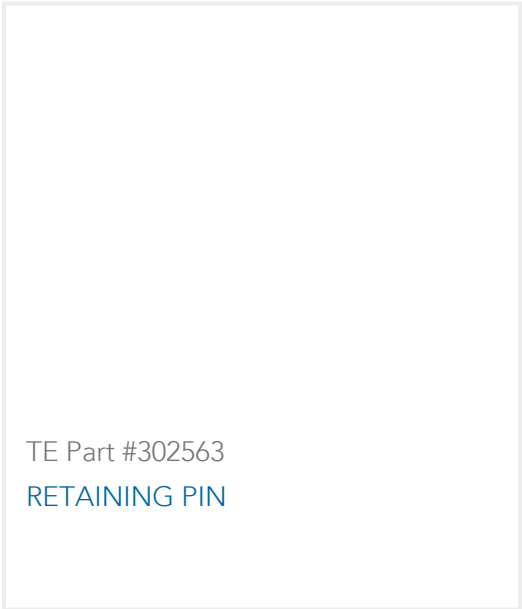


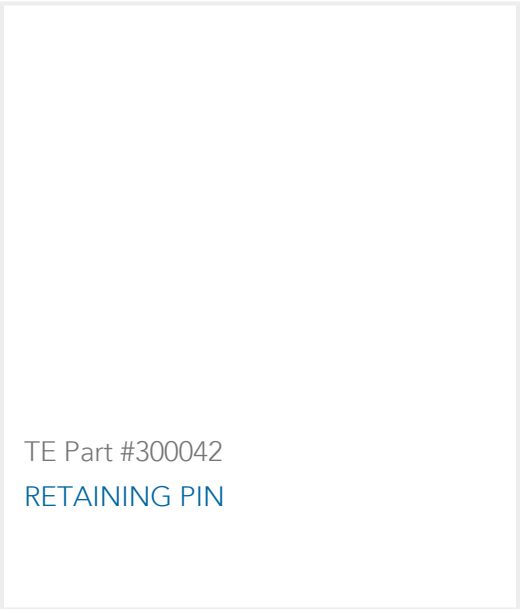
TE Part #320754
TERMINAL,SOLIS R 2 5/8




TE Part #320744
TERMINAL,SOLIS R 1/0 5/8









Documents

Product Drawings



TERMINAL,SOLIS R 4 5/8

English

CAD Files

3D PDF

3D

Customer View Model

ENG_CVM_CVM_35669_P.2d_dxf.zip

English

Customer View Model

ENG_CVM_CVM_35669_P.3d_igs.zip

English

Customer View Model

ENG_CVM_CVM_35669_P.3d_stp.zip

English

Customer View Model

ENG_CVM_35669_D1.3d_igs.zip

English

Customer View Model

ENG_CVM_35669_D1.3d_stp.zip

English

Customer View Model

ENG_CVM_35669_D1.2d_dxf.zip

English

3D PDF

English

By downloading the CAD file I accept and agree to the [Terms and Conditions](#) of use.

Instruction Sheets

Instruction Sheet (U.S.)

English

Agency Approvals

UL

English