



Terminals & Splices > Splices



Splice Type: **Parallel Splice**

Wire Size: **41 – 60 mm²**

Sealable: **No**

Splice Features: **Standard**

Features

Product Type Features

Splice Accessory Type	Splice
Splice Type	Parallel Splice
Sealable	No
Compatible With Discrete Wire Type	Solid, Stranded
Wire Insulation Support Retention Type	Non-Insulation Support

Configuration Features

Compatible With Wire & Cable Type	Discrete Wire
-----------------------------------	---------------

Body Features

Product Weight	15.245 g
Splice Features	Standard

Contact Features

	100 μin
Terminal Plating Material	Tin
Contact Base Material	Copper

Barrel Type	Closed
-------------	--------

Mechanical Attachment

Wire Insulation Support	Without
-------------------------	---------

Dimensions

Outside Diameter	15.58 mm[.613 in]
Wire Size	83700 – 119500 CMA
Barrel Inside Diameter	11.27 mm[.444 in]
Terminal Material Thickness	1.85 mm[.073 in]
Product Length	18.64 mm[.734 in]

Usage Conditions

Insulation Option	Uninsulated
-------------------	-------------

Operation/Application

Compatible With Wire Base Material	Copper
------------------------------------	--------

Industry Standards

Government Qualified Splice	No
-----------------------------	----

Packaging Features

Packaging Quantity	50
Packaging Method	Loose Piece

Product Compliance

For compliance documentation, visit the product page on TE.com>


EU RoHS Directive 2011/65/EU	Compliant
EU ELV Directive 2000/53/EC	Compliant
China RoHS 2 Directive MIIT Order No 32, 2016	No Restricted Materials Above Threshold
EU REACH Regulation (EC) No. 1907/2006	Current ECHA Candidate List: JAN 2025 (247) Candidate List Declared Against: JAN 2025 (247) Does not contain REACH SVHC
Halogen Content	Low Halogen - Br, Cl, F, I < 900 ppm per homogenous material. Also BFR/CFR/PVC Free
Solder Process Capability	Not applicable for solder process capability

Product Compliance Disclaimer




This information is provided based on reasonable inquiry of our suppliers and represents our current actual knowledge based on the information they provided. This information is subject to change. The part numbers that TE has identified as EU RoHS compliant have a maximum concentration of 0.1% by weight in homogenous materials for lead, hexavalent chromium, mercury, PBB, PBDE, DBP, BBP, DEHP, DIBP, and 0.01% for cadmium, or qualify for an exemption to these limits as defined in the Annexes of Directive 2011/65/EU (RoHS2). Finished electrical and electronic equipment products will be CE marked as required by Directive 2011/65/EU. Components may not be CE marked. Additionally, the part numbers that TE has identified as EU ELV compliant have a maximum concentration of 0.1% by weight in homogenous materials for lead, hexavalent chromium, and mercury, and 0.01% for cadmium, or qualify for an exemption to these limits as defined in the Annexes of Directive 2000/53/EC (ELV). Regarding the REACH Regulation, the information TE provides on SVHC in articles for this part number is based on the latest European Chemicals Agency (ECHA) 'Guidance on requirements for substances in articles' posted at this URL: <https://echa.europa.eu/guidance-documents/guidance-on-reach>


Compatible Parts




TE Part # 1490413-5
HYP10 SOLIS 1/0AWG NEST




TE Part # 48132
HYP8 SOLIS 1/0AWG NEST




TE Part # 36946-2
SOLIS, PARA 1/0 60/40 SN-PB



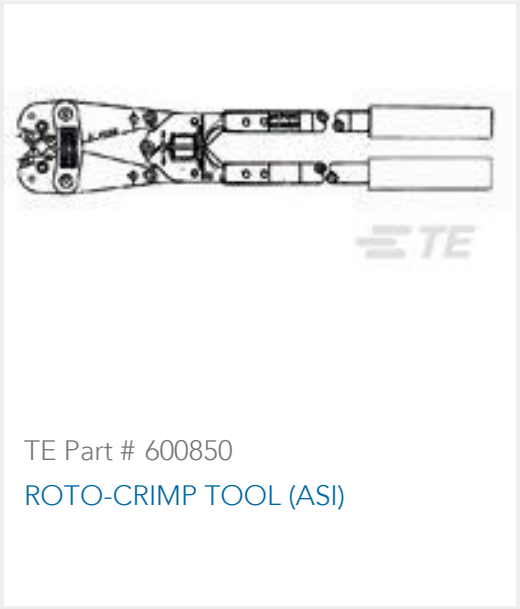
TE Part # 45436
HYP8/10 SOLIS 1/0AWG DIE SET



TE Part # 1490414-3
HYP10 SOLIS HD 1/0AWG INDENTER



TE Part # 48131
HYP8 SOLIS 1/0-4/0AWG INDENTER



TE Part # 600850
ROTO-CRIMP TOOL (ASI)

Customers Also Bought



TE Part #320306
TERMINAL,PIDG HK 16-14 8



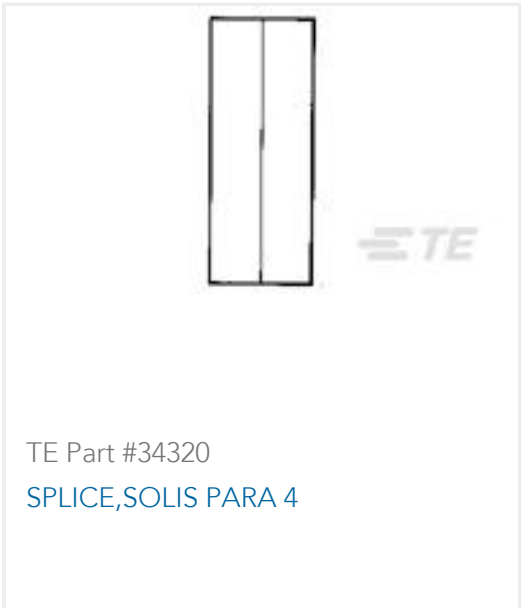
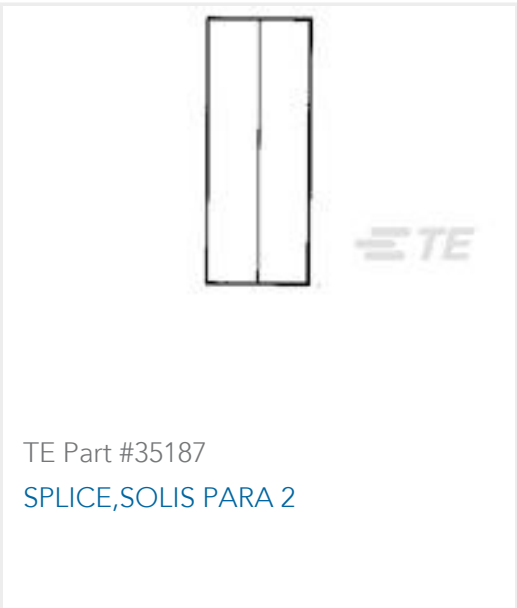
TE Part #61336-1
RING 16-14 AWG TPBR



TE Part #638157-1
CAT 1 20 POS. CAP ASS'Y W-T-W



TE Part #3-1986744-2
BLK FRT STYLE PLUG 5.08 2 POS AU PLATED



Documents

Product Drawings

SPLICE, SOLIS PARA 1/0

English

CAD Files

Customer View Model

ENG_CVM_CVM_36946_S.2d_dxf.zip

English

3D PDF

3D

Customer View Model

ENG_CVM_CVM_36946_S.3d_igs.zip

English

Customer View Model

ENG_CVM_CVM_36946_S.3d_stp.zip

English

By downloading the CAD file I accept and agree to the [Terms and Conditions](#) of use.

Datasheets & Catalog Pages

SOLISTRAND - QRG

English

Instruction Sheets

Instruction Sheet (U.S.)

English

Agency Approvals

UL

English