




Connectors > D-Shaped Connectors



Number of Positions: 15

Connector & Housing Type: Plug

Connector System: Cable-to-Board

Connector Mounting Type: Cable Mount (Free-Hanging)

Connector Shell Size: 2

Features

Product Type Features

Shell Material Configuration	Front Metal Shell
Ground Feature Type	Grounding Indents
Sealable	No
Connector & Housing Type	Plug
Connector System	Cable-to-Board
Connector Shell Size	2
Connector & Contact Terminates To	Wire & Cable

Configuration Features

Number of Positions	15
---------------------	----

Body Features

Shell Plating Material	Tin over Nickel
Cable Exit Angle	180°
Primary Product Color	Gray

Contact Features

Contact Mating Area Plating Material	Gold (Au)
--------------------------------------	-----------

Contact Base Material	Brass
PCB Contact Termination Area Plating Material	Tin
Contact Size	Size 20
Contact Type	Pin
Contact Mating Area Plating Material Thickness	.08 µm
Contact Current Rating (Max)	3 A
Contact Options	Installed

Termination Features

Termination Method to Wire & Cable	Solder Cup
------------------------------------	------------

Mechanical Attachment

Mating Retention	With
PCB Mount Retention Type	None
Mating Retention Type	Mounting Holes
Connector Mounting Type	Cable Mount (Free-Hanging)

Housing Features

Housing Material	Thermoplastic
Shell Material	Steel
Centerline (Pitch)	2.79 mm[.11 in]

Usage Conditions

Operating Temperature Range	-55 – 125 °C[-67 – 257 °F]
-----------------------------	----------------------------

Operation/Application

Shielded	Yes
Circuit Application	Signal

Industry Standards

UL Flammability Rating	UL 94V-0
------------------------	----------

Packaging Features

Packaging Method	Tray
------------------	------

Product Compliance

For compliance documentation, visit the product page on TE.com>


EU RoHS Directive 2011/65/EU	Compliant
EU ELV Directive 2000/53/EC	Compliant

China RoHS 2 Directive MIIT Order No 32, 2016	No Restricted Materials Above Threshold
EU REACH Regulation (EC) No. 1907/2006	Current ECHA Candidate List: JAN 2025 (247) Candidate List Declared Against: JUNE 2022 (224) Does not contain REACH SVHC
Halogen Content	Not Low Halogen - contains Br or Cl > 900 ppm.
Solder Process Capability	Hand solderable with lead free solder


Product Compliance Disclaimer

This information is provided based on reasonable inquiry of our suppliers and represents our current actual knowledge based on the information they provided. This information is subject to change. The part numbers that TE has identified as EU RoHS compliant have a maximum concentration of 0.1% by weight in homogenous materials for lead, hexavalent chromium, mercury, PBB, PBDE, DBP, BBP, DEHP, DIBP, and 0.01% for cadmium, or qualify for an exemption to these limits as defined in the Annexes of Directive 2011/65/EU (RoHS2). Finished electrical and electronic equipment products will be CE marked as required by Directive 2011/65/EU. Components may not be CE marked. Additionally, the part numbers that TE has identified as EU ELV compliant have a maximum concentration of 0.1% by weight in homogenous materials for lead, hexavalent chromium, and mercury, and 0.01% for cadmium, or qualify for an exemption to these limits as defined in the Annexes of Directive 2000/53/EC (ELV). Regarding the REACH Regulation, the information TE provides on SVHC in articles for this part number is based on the latest European Chemicals Agency (ECHA) 'Guidance on requirements for substances in articles' posted at this URL: <https://echa.europa.eu/guidance-documents/guidance-on-reach>


Customers Also Bought




TE Part #1-1393560-8
V42254A 122V 1=SUB D BOLZENZA




TE Part #3-1625931-1
MCU 10K 10% 1"PL



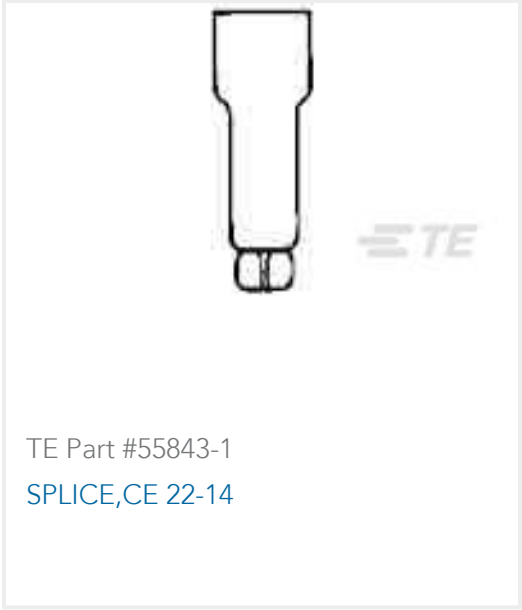
TE Part #1623773-8
C10 10K 5% (LOOSE)




TE Part #2350323-1
MINI IO CONN Cat5e FI 2x2 AWG22 T I




TE Part #2170745-3
CAGE ASSY, 1X4, QSFP28, SPRING, HS




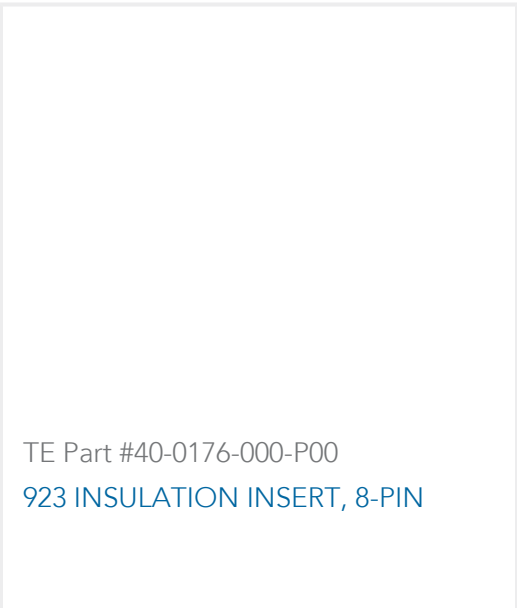
TE Part #55843-1
SPLICE,CE 22-14



TE Part #2-1625931-8
MCU 1K 10% 1"PL



TE Part #A6-0022-F13-P00
723 HTEC COLORED RING RAL5005 SIGNAL BLU



Documents

Product Drawings

V42254A1115C215=SUB D STIFTLEI

English

CAD Files

Customer View Model

ENG_CVM_CVM_4-1393483-8_A.2d_dxf.zip

English

3D PDF

3D

Customer View Model

ENG_CVM_CVM_4-1393483-8_A.3d_igs.zip

English

Customer View Model

ENG_CVM_CVM_4-1393483-8_A.3d_stp.zip

English

By downloading the CAD file I accept and agree to the [Terms and Conditions](#) of use.

Datasheets & Catalog Pages

AMPLIMITE Subminiature D Connectors - Subminiature D Connectors for Cable Mounting

English