



Relays & Contactors > Electromechanical Relays



Relay & Contactor Type: **High Voltage Contactor**

Current Type: **DC**

Contact Arrangement: **1 Form X SPST-NO-DM**

Contact Current Rating: **100 A**

Coil Voltage Rating: **24 VDC**

Features

Product Type Features

Relay & Contactor Type	High Voltage Contactor
------------------------	------------------------

Configuration Features

Auxiliary Switch Contact Arrangement	None
Contact Number of Poles	1
Contact Arrangement	1 Form X SPST-NO-DM

Electrical Characteristics

Coil Resistance	96 Ω
Contact Switching Voltage (Max)	900 VDC
Contact Current Rating	100 A
Coil Voltage Rating	24 VDC

Body Features

Enclosure Type	Environmentally Sealed
----------------	------------------------

Termination Features

Main Termination & Connection Type	M5 Female
Coil Termination & Connection Type	Connector

Mechanical Attachment

Torque (Main)	30 – 40 in-lbs
Product Mount Type	Chassis Mount



Dimensions

Coil Wire Length	381 mm[15 in]
Wire Size	22 AWG

Operation/Application

Current Type	DC
--------------	----

Packaging Features

Packaging Method	Individual
------------------	------------

Product Compliance

For compliance documentation, visit the product page on TE.com>

EU RoHS Directive 2011/65/EU	Compliant with Exemptions
EU ELV Directive 2000/53/EC	Compliant with Exemptions
China RoHS 2 Directive MIIT Order No 32, 2016	Restricted Materials Above Threshold
EU REACH Regulation (EC) No. 1907/2006	Current ECHA Candidate List: JAN 2025 (247) Candidate List Declared Against: JAN 2025 (247) SVHC > Threshold: Pb (.35% in 74025572) Article Safe Usage Statements: Do not eat, drink or smoke when using this product. Wash thoroughly after handling. Recycle if possible and dispose of the article by following all applicable governmental regulations relevant to your geographic location.
Halogen Content	Low Halogen - Br, Cl, F, I < 900 ppm per homogenous material. Also BFR/CFR/PVC Free
Solder Process Capability	Hand solderable with lead free solder

Product Compliance Disclaimer

This information is provided based on reasonable inquiry of our suppliers and represents our current actual knowledge based on the information they provided. This information is subject to change. The part numbers that TE has identified as EU RoHS compliant have a maximum concentration of 0.1% by weight in homogenous materials for lead, hexavalent chromium, mercury, PBB, PBDE, DBP, BBP, DEHP, DIBP, and 0.01% for cadmium, or qualify for an exemption to these limits as defined in the Annexes of Directive 2011/65/EU (RoHS2). Finished electrical and electronic equipment products will be CE marked as required by Directive 2011/65/EU. Components may not be CE marked. Additionally, the part numbers that TE has identified as EU ELV compliant have a maximum concentration of 0.1% by weight in homogenous materials for lead, hexavalent chromium, and mercury, and 0.01% for cadmium, or qualify for an exemption to these limits as defined in the Annexes of Directive 2000/53/EC (ELV). Regarding the REACH Regulation, the information TE provides on SVHC in articles for this part number is based on the latest European Chemicals Agency (ECHA) ‘Guidance on requirements for substances in articles’ posted at this URL: https://echa.europa.eu/guidance-documents/guidance-on-reach

Compatible Parts



TE Part # 1618387-5
LEV200A4NAF=RELAY, SPST-NO




TE Part # 9-1618389-8
LEV100A5ANG=RELAY, SPST, 24Vdc

Also in the Series | Kilovac LEV100



DC Contactors(11)



DC Relays(11)



Electromechanical Relays(13)

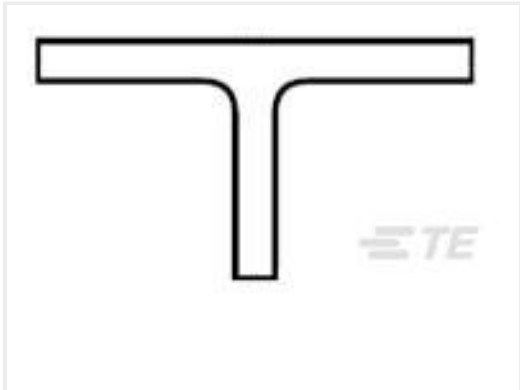
Customers Also Bought




TE Part #5-1618404-0
KHR500KSANL=Contactor, SPST-NO



TE Part #CAT-P592-R472A
PIDG Ring Tongue Terminals



TE Part #811462-000
301A511-50-0



TE Part #W2PA
WEDGE LOCK, 2P, REC, GRY, DT, A



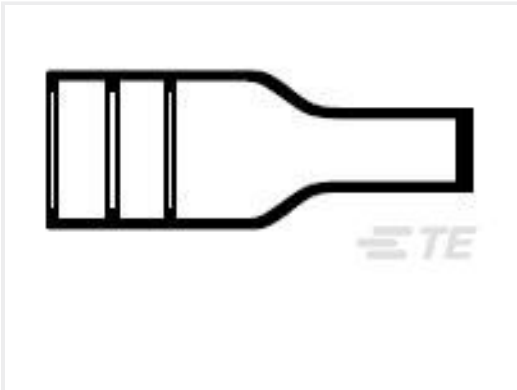
TE Part #4-2176339-1
CRGCQ 0603 22K 1%



TE Part #34107-1
TERMINAL,SOLIS R 22-16 6



TE Part #HD36-24-47SE
PLG, 47P, AL, E, 16/20, S



TE Part #808834-000
202D153-3/42-0

Documents

- CAD Files
- 3D PDF
- 3D
- Customer View Model
- ENG_CVM_CVM_4-1618391-1_D.2d_dxf.zip
- English



Customer View Model

[ENG_CVM_CVM_4-1618391-1_D.3d_igs.zip](#)

English

Customer View Model

[ENG_CVM_CVM_4-1618391-1_D.3d_stp.zip](#)

English

By downloading the CAD file I accept and agree to the [Terms and Conditions](#) of use.

Datasheets & Catalog Pages

[Kilovac LEV100 Series 900 Vdc Contactor](#)

English