



Connectors > Rectangular Connectors > Rectangular Contact Inserts



Contact Type: **Socket**

Number of Positions: **1**

Sealable: **No**

Contact Current Rating (Max): **120 A**

Circuit Application: **Power**

Features

Product Type Features

Sealable	No
----------	----

Configuration Features

Number of Positions	1
---------------------	---

Body Features

Primary Product Material	Beryllium Copper
--------------------------	------------------

Contact Features

Contact Type	Socket
Contact Current Rating (Max)	120 A

Usage Conditions

Operating Temperature Range	-196 – 200 °C[-321 – 392 °F]
-----------------------------	------------------------------

Operation/Application

Circuit Application	Power
---------------------	-------

Product Compliance

For compliance documentation, visit the product page on TE.com>

EU RoHS Directive 2011/65/EU	Compliant
EU ELV Directive 2000/53/EC	Compliant
China RoHS 2 Directive MIIT Order No 32, 2016	No Restricted Materials Above Threshold
EU REACH Regulation (EC) No. 1907/2006	



Current ECHA Candidate List: JAN 2025
(247)
Candidate List Declared Against: JAN 2025
(247)
Does not contain REACH SVHC

Halogen Content	Low Halogen - Br, Cl, F, I < 900 ppm per homogenous material. Also BFR/CFR/PVC Free
Solder Process Capability	Not applicable for solder process capability

Product Compliance Disclaimer


This information is provided based on reasonable inquiry of our suppliers and represents our current actual knowledge based on the information they provided. This information is subject to change. The part numbers that TE has identified as EU RoHS compliant have a maximum concentration of 0.1% by weight in homogenous materials for lead, hexavalent chromium, mercury, PBB, PBDE, DBP, BBP, DEHP, DIBP, and 0.01% for cadmium, or qualify for an exemption to these limits as defined in the Annexes of Directive 2011/65/EU (RoHS2). Finished electrical and electronic equipment products will be CE marked as required by Directive 2011/65/EU. Components may not be CE marked. Additionally, the part numbers that TE has identified as EU ELV compliant have a maximum concentration of 0.1% by weight in homogenous materials for lead, hexavalent chromium, and mercury, and 0.01% for cadmium, or qualify for an exemption to these limits as defined in the Annexes of Directive 2000/53/EC (ELV). Regarding the REACH Regulation, the information TE provides on SVHC in articles for this part number is based on the latest European Chemicals Agency (ECHA) 'Guidance on requirements for substances in articles' posted at this URL: <https://echa.europa.eu/guidance-documents/guidance-on-reach>

Compatible Parts




TE Part # 4-192038-8
LA3,.250,.006,SILVER


Customers Also Bought




TE Part #2-2176422-6
TLRP 2512 3.0W R030 1% 25PPM 4K RL



TE Part #5-1393144-1
K10P-11DT5-24=K10/K20



TE Part #YDTS32F15NV0010000
DUST COVER ASSEM



TE Part #DCR-1A-12
COMPOSIT RAIL





TE Part #2-6609940-0
PM0SXDHXB=C3334



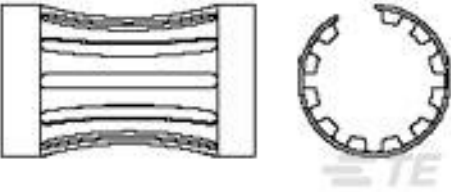
TE Part #5227726-2
ISOLATED BNC SOLDER JACK ASSY



TE Part #2-2176422-2
TLRP 2512 3.0W R018 1% 25PPM 4K RL



TE Part #2-323994-1
PIDG BUTT SPLC WDW 26-22; TAPE



TE Part #4-192041-1
LA4(.006)GOLD



TE Part #DCR-1A-06
COMPOSIT RAIL

Documents

Product Drawings

LA3(.008)GOLD

English

CAD Files

3D PDF

3D

Customer View Model

ENG_CVM_CVM_4-192038-0_L.2d_dxf.zip

English

Customer View Model

ENG_CVM_CVM_4-192038-0_L.3d_igs.zip

English

Customer View Model

ENG_CVM_CVM_4-192038-0_L.3d_stp.zip

English

By downloading the CAD file I accept and agree to the [Terms and Conditions](#) of use.

Datasheets & Catalog Pages

POWER_CONNECTORS_CATALOG_SEC02_CABLE_MOUNTED

English