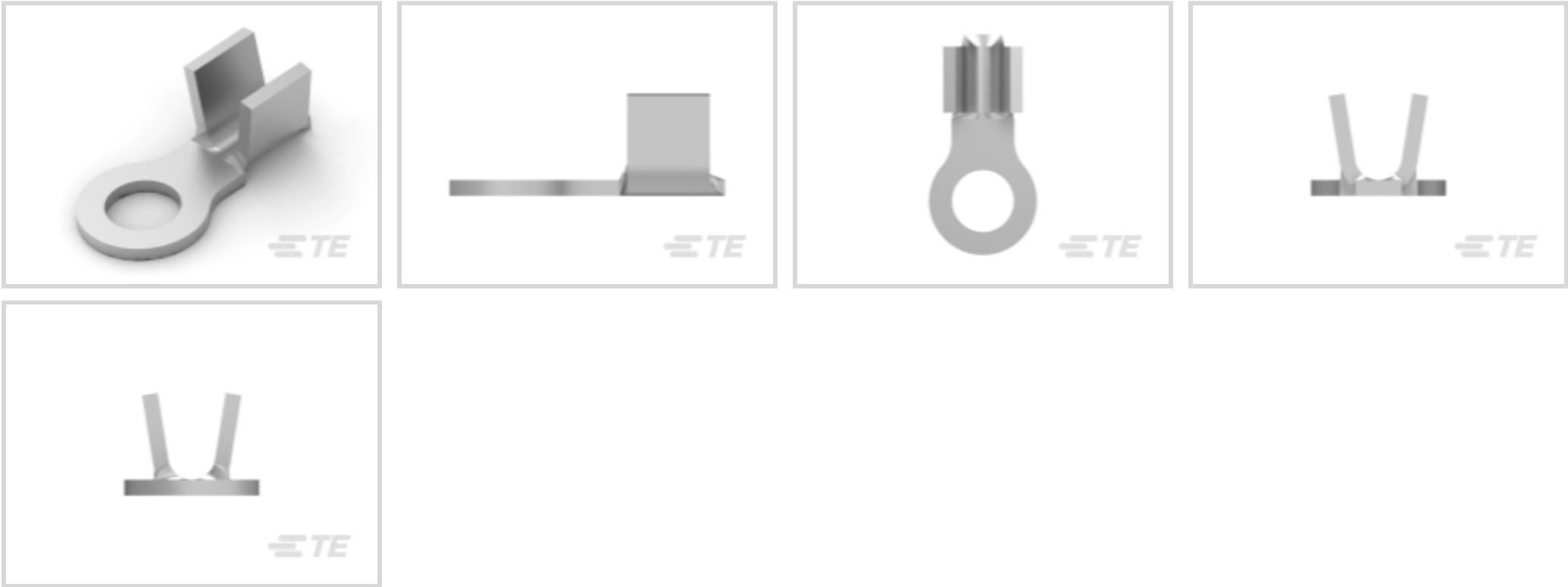




Terminals & Splices > Ring Terminals



Ring Terminal Product Type: **Closed Ring Tongue Terminal**

Wire Size: **6529 – 10382 CMA**

Stud Size: **#10**

Features

Product Type Features

Shape Description	Circular/Oval
Ring Terminal Product Type	Closed Ring Tongue Terminal
Stud Size	#10
Sealable	No
Compatible With Discrete Wire Type	Stranded
Wire Insulation Support Retention Type	Non-Insulation Support

Configuration Features

Number of Holes	1
-----------------	---

Body Features

Product Weight	1.371 g
----------------	---------

Contact Features

Contact Base Material	Copper
Barrel Type	Open
Terminal Orientation	Straight
Terminal Plating Material	Tin
Contact Underplating Material	None

Mechanical Attachment

Wire Insulation Support	Without
-------------------------	---------

Dimensions

Wire Size	6529 – 10382 CMA
Stud Diameter	5 mm [.19 in]
Tongue Thickness	1.02 mm [.04 in]
Product Length	17.02 mm [.67 in]
Barrel Inside Diameter	3.05 mm [.12 in]

Usage Conditions

Insulation Option	Uninsulated
Operating Temperature Range	-40 – 110 °C [-40 – 230 °F]

Operation/Application

Compatible With Wire Base Material	Copper
------------------------------------	--------

Industry Standards

Government Qualified Terminal	No
-------------------------------	----

Packaging Features

Packaging Quantity	8000
Packaging Method	Strip/Reel

Product Compliance

For compliance documentation, visit the product page on TE.com>

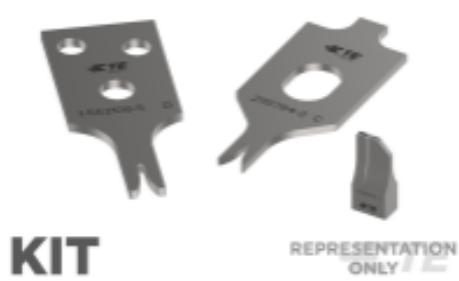
EU RoHS Directive 2011/65/EU	Compliant
EU ELV Directive 2000/53/EC	Compliant
China RoHS 2 Directive MIIT Order No 32, 2016	No Restricted Materials Above Threshold
EU REACH Regulation (EC) No. 1907/2006	Current ECHA Candidate List: JAN 2025 (247) Candidate List Declared Against: JAN 2025 (247) Does not contain REACH SVHC
Halogen Content	Low Halogen - Br, Cl, F, I < 900 ppm per homogenous material. Also BFR/CFR/PVC Free
Solder Process Capability	Not applicable for solder process capability

Product Compliance Disclaimer



This information is provided based on reasonable inquiry of our suppliers and represents our current actual knowledge based on the information they provided. This information is subject to change. The part numbers that TE has identified as EU RoHS compliant have a maximum concentration of 0.1% by weight in homogenous materials for lead, hexavalent chromium, mercury, PBB, PBDE, DBP, BBP, DEHP, DIBP, and 0.01% for cadmium, or qualify for an exemption to these limits as defined in the Annexes of Directive 2011/65/EU (RoHS2). Finished electrical and electronic equipment products will be CE marked as required by Directive 2011/65/EU. Components may not be CE marked. Additionally, the part numbers that TE has identified as EU ELV compliant have a maximum concentration of 0.1% by weight in homogenous materials for lead, hexavalent chromium, and mercury, and 0.01% for cadmium, or qualify for an exemption to these limits as defined in the Annexes of Directive 2000/53/EC (ELV). Regarding the REACH Regulation, the information TE provides on SVHC in articles for this part number is based on the latest European Chemicals Agency (ECHA) ‘Guidance on requirements for substances in articles’ posted at this URL: <https://echa.europa.eu/guidance-documents/guidance-on-reach>


Compatible Parts




KIT

REPRESENTATION ONLY


TE Part # 7-2150245-7
OCEAN_2.0_SPARE_PART_KIT-210F




TE Part # 2150245-1
OCEAN_2.0_Applicator-E-210F-REM



TE Part # 2150245-2
OCEAN_2.0_Applicator-E-210F-REA

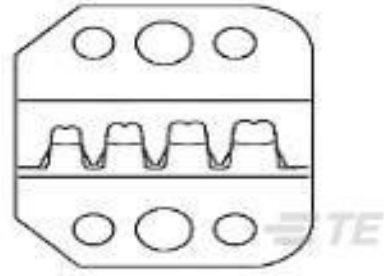


TE Part # 1742456-2
RT .265 DIA TERMINAL 10-6 AWG
TPCU




TE Part # 63526-1
FLANGED SPADE TERMINAL 12-10
AWG BR


Customers Also Bought



TE Part #58530-2
PROCrimper DIE



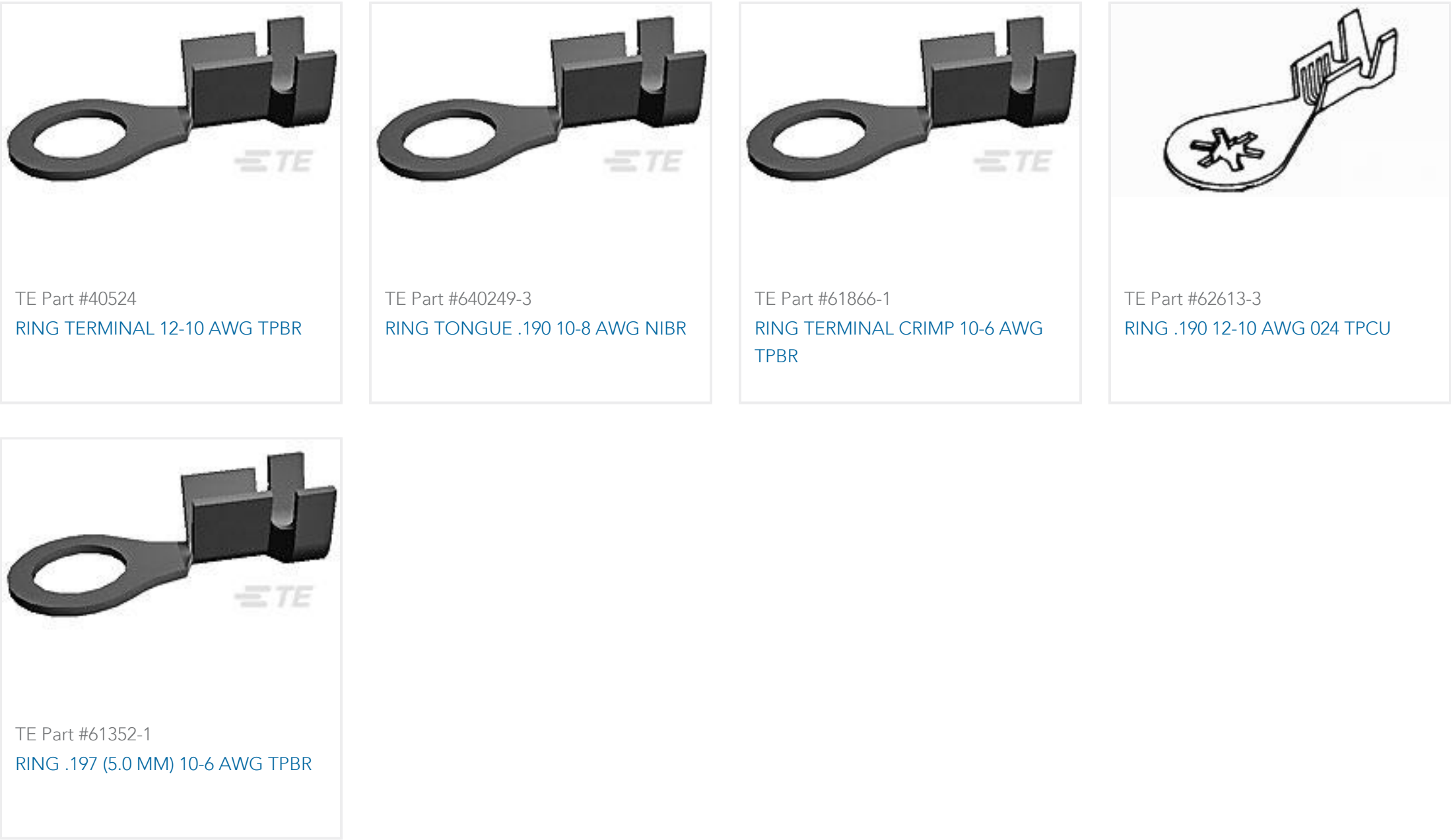
TE Part #34318
SPLICE, SOLIS, PARA, 8



TE Part #41808
RING TERMINAL 10-8 AWG TPCU



TE Part #354940-1
PRO-CRIMPER III FRAME W/O DIES



Documents

Product Drawings
RING 12-10 10 .040TPCU

English

CAD Files
3D PDF
3D
Customer View Model
ENG_CVM_CVM_41090_BG.2d_dxf.zip
English
Customer View Model
ENG_CVM_CVM_41090_BG.3d_igs.zip
English
Customer View Model
ENG_CVM_CVM_41090_BG.3d_stp.zip
English

By downloading the CAD file I accept and agree to the [Terms and Conditions](#) of use.

Product Specifications
Engineering Report

English

Agency Approvals
UL Report

English