




SPLICE

TE Internal #: 41282

Splice Accessory, Brass, 0 Serration, 4.57 mm [.18 in] Length, Strip, Open Barrel, Solid / Stranded Wire, Copper Wire, Discrete Wire, SPLICE

[View on TE.com >](#)

Terminals & Splices > Splices



Splice Type: **Splice Accessory**

Sealable: **No**

Compatible Insulation Diameter Range: **7.62 mm [.3 in]**

Contact Base Material: **Brass**

Terminal Material Thickness: **.76 mm [.03 in]**

Features

Product Type Features

Splice Type	Splice Accessory
Sealable	No
Compatible With Discrete Wire Type	Solid, Stranded
Wire Insulation Support Retention Type	Insulation Support

Configuration Features

Number of Serrations	0
Compatible With Wire & Cable Type	Discrete Wire

Contact Features

Contact Base Material	Brass
Barrel Type	Open

Mechanical Attachment

Wire Insulation Support	With
-------------------------	------

Dimensions

--	--



Compatible Insulation Diameter Range	7.62 mm[.3 in]
Terminal Material Thickness	.76 mm[.03 in]
Product Length	4.57 mm[.18 in]

Usage Conditions

Insulation Option	Uninsulated
Operating Temperature Range	-40 – 110 °C[-40 – 230 °F]

Operation/Application

Compatible With Wire Base Material	Copper
------------------------------------	--------

Industry Standards

Government Qualified Splice	No
-----------------------------	----

Packaging Features

Packaging Quantity	12000
Packaging Method	Strip

Product Compliance

For compliance documentation, visit the product page on TE.com>


EU RoHS Directive 2011/65/EU	Compliant
EU ELV Directive 2000/53/EC	Compliant
China RoHS 2 Directive MIIT Order No 32, 2016	No Restricted Materials Above Threshold
EU REACH Regulation (EC) No. 1907/2006	Current ECHA Candidate List: JAN 2025 (247) Candidate List Declared Against: JAN 2025 (247) Does not contain REACH SVHC
Halogen Content	Low Halogen - Br, Cl, F, I < 900 ppm per homogenous material. Also BFR/CFR/PVC Free
Solder Process Capability	Not applicable for solder process capability

Product Compliance Disclaimer

This information is provided based on reasonable inquiry of our suppliers and represents our current actual knowledge based on the information they provided. This information is subject to change. The part numbers that TE has identified as EU RoHS compliant have a maximum concentration of 0.1% by weight in homogenous materials for lead, hexavalent chromium, mercury, PBB, PBDE, DBP, BBP, DEHP, DIBP, and 0.01% for cadmium, or qualify for an exemption to these limits as defined in the Annexes of Directive 2011/65/EU (RoHS2). Finished electrical and electronic equipment products will be CE marked as required by Directive 2011/65/EU. Components may not be CE marked. Additionally, the part numbers that TE has identified as EU ELV compliant have a maximum concentration of 0.1% by weight in homogenous materials for lead, hexavalent chromium, and mercury, and 0.01% for cadmium, or qualify for an exemption to these limits as defined in the Annexes of Directive 2000/53/EC (ELV). Regarding the REACH Regulation, the information TE provides on SVHC in articles for this part number is based on the latest European Chemicals Agency (ECHA) 'Guidance on

requirements for substances in articles' posted at this URL: <https://echa.europa.eu/guidance-documents/guidance-on-reach>

Compatible Parts



TE Part # 160644-3
SPLICE 20-15 AWG .016 TPBR



TE Part # 41276
IDENTIFICATION BAND AL

Also in the Series | SPLICE




Crimp Wire Pins, Tabs & Ferrules(1)

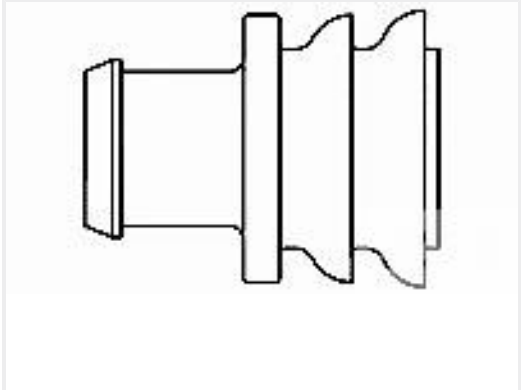


Splices(63)


Customers Also Bought




TE Part #CAT-AM71-CH8172
AMP SUPERSEAL 1.5MM, CONNECTOR HOUSING




TE Part #281934-2
SINGLE WIRE SEAL




TE Part #114017-ZZ
SEALING PLUG, SIZE 12/16, WHT




TE Part #CAT-D48-ST273
DEUTSCH Solid Contacts



TE Part #CAT-D487-W416
Wedgelocks: DEUTSCH DT



TE Part #DT06-2S
PLG, 2P, GRY, N



TE Part #DT04-2P
REC, 2P, GRY, N

Documents

Product Drawings
ID BAND .03 BR

English

CAD Files

3D PDF

3D

Customer View Model

ENG_CVM_CVM_41282_V_c-41282-v.2d_dxf.zip

English

Customer View Model

ENG_CVM_CVM_41282_V_c-41282-v.3d_igs.zip

English

Customer View Model

ENG_CVM_CVM_41282_V_c-41282-v.3d_stp.zip

English

By downloading the CAD file I accept and agree to the [Terms and Conditions](#) of use.

Product Specifications

Application Specification

English