




TE Internal #: 413985-3
SMB Connector, Plug, 50 ohm, Snap-Fit, 4 GHz, Cable-to-Cable, 1
Position, Wire & Cable, Cable Mount (Free-Hanging), -65 – 165 °C
[-85 – 329 °F], Crimp
[View on TE.com >](#)

Connectors > RF Connectors > Coax Connectors > SMB Connector: Plug, Mated Outer Dia. 4.75mm, 50 Ohm



RF Interface: **SMB**
RF Connector Style: **Plug**
RF Connector Mated Outer Diameter (Approximate): **4.75 mm [.187 in]**
Impedance: **50 Ω**
Compatible With RF Cable Type: **RG 174, RG 188, RG 316**

[All SMB Connector: Plug, Mated Outer Dia. 4.75mm, 50 Ohm \(11\)](#)

Features

Product Type Features

Connector Shape	Circular
Connector Product Type	Connector Assembly
RF Interface	SMB
RF Connector Style	Plug
Compatible With RF Cable Type	RG 174, RG 188, RG 316
Connector System	Cable-to-Cable
Sealable	No
Connector & Contact Terminates To	Wire & Cable

Configuration Features

Number of Positions	1
Number of Coaxial Contacts	1

Electrical Characteristics

Impedance	50 Ω
-----------	------



Body Features

Body Underplating Material	Copper
Cable Connector Orientation	Straight
Body Material	Brass
Body Plating Material	Nickel

Contact Features

Outer Contact Plating Material	Gold over Nickel
RF Connector Center Contact Underplating Material	Nickel
RF Connector Center Contact Plating Material	Gold (Au)
RF Connector Center Contact Material	Beryllium Copper

Termination Features

Termination Method to Wire & Cable	Crimp
------------------------------------	-------

Mechanical Attachment

RF Connector Coupling Mechanism	Snap-Fit
Connector Mounting Type	Cable Mount (Free-Hanging)
RF Contact Captivation Method	Mechanical
Detent	Without

Dimensions

RF Connector Mated Outer Diameter (Approximate)	4.75 mm[.187 in]
---	------------------

Usage Conditions

Operating Temperature Range	-65 – 165 °C[-85 – 329 °F]
-----------------------------	----------------------------

Operation/Application

Operating Frequency	4 GHz
---------------------	-------

Packaging Features

Packaging Method	Carton
------------------	--------

Other

Additional Features	Solderless
Grade	Mil-Type
Dielectric Material	PTFE

Product Compliance

For compliance documentation, visit the product page on TE.com>




EU RoHS Directive 2011/65/EU	Compliant with Exemptions
EU ELV Directive 2000/53/EC	Compliant with Exemptions
China RoHS 2 Directive MIIT Order No 32, 2016	Restricted Materials Above Threshold
EU REACH Regulation (EC) No. 1907/2006	Current ECHA Candidate List: JAN 2025 (247) Candidate List Declared Against: JAN 2025 (247) SVHC > Threshold: Pb (3.7% in 74019106) Article Safe Usage Statements: Do not eat, drink or smoke when using this product. Wash thoroughly after handling. Recycle if possible and dispose of the article by following all applicable governmental regulations relevant to your geographic location.
Halogen Content	Low Bromine/Chlorine - Br and Cl < 900 ppm per homogenous material. Also BFR /CFR/PVC Free
Solder Process Capability	Not applicable for solder process capability


Product Compliance Disclaimer

This information is provided based on reasonable inquiry of our suppliers and represents our current actual knowledge based on the information they provided. This information is subject to change. The part numbers that TE has identified as EU RoHS compliant have a maximum concentration of 0.1% by weight in homogenous materials for lead, hexavalent chromium, mercury, PBB, PBDE, DBP, BBP, DEHP, DIBP, and 0.01% for cadmium, or qualify for an exemption to these limits as defined in the Annexes of Directive 2011/65/EU (RoHS2). Finished electrical and electronic equipment products will be CE marked as required by Directive 2011/65/EU. Components may not be CE marked. Additionally, the part numbers that TE has identified as EU ELV compliant have a maximum concentration of 0.1% by weight in homogenous materials for lead, hexavalent chromium, and mercury, and 0.01% for cadmium, or qualify for an exemption to these limits as defined in the Annexes of Directive 2000/53/EC (ELV). Regarding the REACH Regulation, the information TE provides on SVHC in articles for this part number is based on the latest European Chemicals Agency (ECHA) ‘Guidance on requirements for substances in articles’ posted at this URL: <https://echa.europa.eu/guidance-documents/guidance-on-reach>


Compatible Parts




TE Part # 228553-1
SMB COMML BLKHD ADAPTER



TE Part # CAT-884-SMBMRA50
SMB Connector: Jack, Right-Angle Mount, Mated Outer Dia. 4.75mm



TE Part # CAT-884-SMBMSF50
SMB RF Connector: Jack, Snap Fit, 50 Ohm



TE Part # CAT-884-SMBM50
SMB Connector: Male (Jack), Mated Outer Dia. 4.75mm, 50 Ohm



TE Part # CAT-884-SMBF50
SMB Connector: Plug, Mated Outer Dia. 4.75mm, 50 Ohm

TE Part # CAT-884-SMBV50
SMB Connector: Jack, Vertical Mount, Mated Outer Dia. 4.75mm, 50 Ohm

TE Part # 58483-1
TRIPLE HEX DIE ASSY SMB

Customers Also Bought

TE Part #5225398-7
BNC DUAL CRIMP JACJ

TE Part #130599P007
ES2000-NO.4-B7-0-60MM

TE Part #2-292227-0
1.5 MINI CT SGL H SMT W BOSS 2

TE Part #521317-2
ULTRA-POD 250 ASSY REC 18-14 AWG TPBR

TE Part #CAT-P592-R472A
PIDG Ring Tongue Terminals

TE Part #1-604771-0
CABLE TIE, 4" BLACK, 100PK

TE Part #C17600-000
VERSAFIT-MINI-SPL-1/8-BK

TE Part #414026-3
JACK ASSY,SMB,RT ANG

TE Part #320771-000
55A1131-22-MST3-9CS2275

Documents

CAD Files

3D PDF

3D

Customer View Model

ENG_CVM_CVM_413985-3_P.2d_dxf.zip

English

Customer View Model

ENG_CVM_CVM_413985-3_P.3d_igs.zip

English



Customer View Model

[ENG_CVM_CVM_413985-3_P.3d_stp.zip](#)

English

By downloading the CAD file I accept and agree to the [Terms and Conditions](#) of use.

Datasheets & Catalog Pages

[SMB Connectors](#)

English

Product Specifications

[Product Specification](#)

English

[Connector, 50 Ohm Coaxial SMB Series](#)

English

Instruction Sheets

[Instruction Sheet \(U.S.\)](#)

English