




TE Internal #: 414963-1
SMB Connector, Jack, 50 ohm, Snap-Fit, 4 GHz, Cable-to-Board, 1
Position, Printed Circuit Board, Panel Mount, -65 – 165 °C [-85 – 329
°F], Zinc Alloy
[View on TE.com >](#)

Connectors > RF Connectors > Coax Connectors > SMB Connector: Jack, Right-Angle Mount, Mated Outer Dia. 4.75mm



RF Interface: **SMB**
RF Connector Style: **Jack**
RF Connector Mated Outer Diameter (Approximate): **4.75 mm [.187 in]**
Impedance: **50 Ω**
RF Connector Coupling Mechanism: **Snap-Fit**

[All SMB Connector: Jack, Right-Angle Mount, Mated Outer Dia. 4.75mm \(6\)](#)

Features

Product Type Features

Connector Shape	Rectangular
Connector Product Type	Connector Assembly
RF Interface	SMB
RF Connector Style	Jack
Connector System	Cable-to-Board
Sealable	No
Connector & Contact Terminates To	Printed Circuit Board

Configuration Features

PCB Mount Orientation	Right Angle
Number of Positions	1
Number of Coaxial Contacts	1

Electrical Characteristics

Impedance	50 Ω
-----------	------



Body Features

Body Material	Zinc Alloy
Body Plating Material	Gold

Contact Features

RF Connector Center Contact Underplating Material	Nickel
RF Connector Center Contact Plating Material	Gold (Au)
RF Connector Center Contact Material	Brass

Termination Features

Termination Method to PCB	Through Hole - Solder
Termination Post & Tail Length	2.79 mm[.109 in]

Mechanical Attachment

RF Connector Coupling Mechanism	Snap-Fit
Connector Mounting Type	Panel Mount
RF Contact Captivation Method	Mechanical
Detent	Without

Dimensions

Profile Height from PCB	7.67 mm[.302 in]
RF Connector Mated Outer Diameter (Approximate)	4.75 mm[.187 in]

Usage Conditions

Operating Temperature Range	-65 – 165 °C[-85 – 329 °F]
-----------------------------	----------------------------

Operation/Application

Operating Frequency	4 GHz
---------------------	-------

Packaging Features


Packaging Method	Carton
------------------	--------

Other

Additional Features	Board Standoff
Grade	Consumer
Dielectric Material	PTFE

Product Compliance

For compliance documentation, visit the product page on [TE.com](#)>





EU RoHS Directive 2011/65/EU	Compliant with Exemptions
EU ELV Directive 2000/53/EC	Compliant with Exemptions
China RoHS 2 Directive MIIT Order No 32, 2016	Restricted Materials Above Threshold
EU REACH Regulation (EC) No. 1907/2006	Current ECHA Candidate List: JAN 2025 (247) Candidate List Declared Against: JUNE 2024 (241) SVHC > Threshold: Pb (3.7% in Component Part) Article Safe Usage Statements: Do not eat, drink or smoke when using this product. Wash thoroughly after handling. Recycle if possible and dispose of the article by following all applicable governmental regulations relevant to your geographic location.
Halogen Content	Low Bromine/Chlorine - Br and Cl < 900 ppm per homogenous material. Also BFR /CFR/PVC Free
Solder Process Capability	Wave solder capable to 265°C

Product Compliance Disclaimer

This information is provided based on reasonable inquiry of our suppliers and represents our current actual knowledge based on the information they provided. This information is subject to change. The part numbers that TE has identified as EU RoHS compliant have a maximum concentration of 0.1% by weight in homogenous materials for lead, hexavalent chromium, mercury, PBB, PBDE, DBP, BBP, DEHP, DIBP, and 0.01% for cadmium, or qualify for an exemption to these limits as defined in the Annexes of Directive 2011/65/EU (RoHS2). Finished electrical and electronic equipment products will be CE marked as required by Directive 2011/65/EU. Components may not be CE marked. Additionally, the part numbers that TE has identified as EU ELV compliant have a maximum concentration of 0.1% by weight in homogenous materials for lead, hexavalent chromium, and mercury, and 0.01% for cadmium, or qualify for an exemption to these limits as defined in the Annexes of Directive 2000/53/EC (ELV). Regarding the REACH Regulation, the information TE provides on SVHC in articles for this part number is based on the latest European Chemicals Agency (ECHA) ‘Guidance on requirements for substances in articles’ posted at this URL: <https://echa.europa.eu/guidance-documents/guidance-on-reach>

Compatible Parts



TE Part # CAT-884-SMBM50
SMB Connector: Male (Jack), Mated
Outer Dia. 4.75mm, 50 Ohm



TE Part # CAT-884-SMBF50
SMB Connector: Plug, Mated Outer
Dia. 4.75mm, 50 Ohm

Customers Also Bought



TE Part #2-5499141-8
A/L UNIV HDR 34P RA LAT BLUE




TE Part #749087-4
50SR SCREWLOCK KIT, FEMALE



TE Part #2349642-2
CAGE ASSY, 1X4, QSFP28, SPRING, HS, LP



TE Part #1888174-4
Mini-SAS Rcpt Assy V w/ Shld T



TE Part #5-2337939-7
PCIE GEN4 CON, SMT, 98POS, 30u", MYLAR, HT



TE Part #2170790-2
CAGE ASSY, 1X4, QSFP28, SPRING, HS, LP




TE Part #2170790-3
CAGE ASSY, 1X4, QSFP28, SPRING, HS, LP



TE Part #1-406541-6
MJ, INV, 1X1, 6PNL G., 140" ST, SN



TE Part #2176168-1
TLR 2010 1.5W R001 1% 50PPM 2K RL



TE Part #2100870-1
C/A, SFP+, 1M 30AWG, JUNIPER

Documents

Product Drawings
SMB PCB R/A JACK

English

CAD Files
Customer View Model
ENG_CVM_CVM_414963-1_H1.2d_dxf.zip

English

3D PDF

3D

Customer View Model
ENG_CVM_CVM_414963-1_H1.3d_igs.zip

English

Customer View Model
ENG_CVM_CVM_414963-1_H1.3d_stp.zip

English

By downloading the CAD file I accept and agree to the [Terms and Conditions](#) of use.

Datasheets & Catalog Pages

414963-1

SMB Connector, Jack, 50 ohm, Snap-Fit, 4 GHz, Cable-to-Board, 1 Position, Printed Circuit Board, Panel Mount, -65 – 165 °C [-85 – 329 °F], Zinc Alloy



SMB Connectors

English