




SPLICE

TE Internal #: 41975
Pigtail Splice / Thru Splice, 20 – 15 AWG, .51 – 1.5 mm² Wire,
Serrated, 1000 – 3200 CMA, Brass, 3 Serration, 3.81 mm [.15 in]
Length, Reel, SPLICE
[View on TE.com >](#)

Terminals & Splices > Splices



Splice Type: **Pigtail Splice, Thru Splice**
Wire Size: **.51 – 1.5 mm²**
Sealable: **No**
Splice Features: **Serrated**

Features

Product Type Features

Splice Type	Pigtail Splice, Thru Splice
Sealable	No
Compatible With Discrete Wire Type	Solid, Stranded
Wire Insulation Support Retention Type	Non-Insulation Support

Configuration Features

Number of Serrations	3
Compatible With Wire & Cable Type	Discrete Wire


Body Features

Product Weight	.131 g
Splice Features	Serrated

Contact Features

Contact Base Material	Brass
Barrel Type	Open

Mechanical Attachment





Wire Insulation Support	Without
-------------------------	---------

Dimensions

Wire Size	1000 – 3200 CMA
Terminal Material Thickness	.51 mm[.02 in]
Product Length	3.81 mm[.15 in]

Usage Conditions

Insulation Option	Uninsulated
Operating Temperature Range	-40 – 110 °C[-40 – 230 °F]

Operation/Application

Compatible With Wire Base Material	Copper
------------------------------------	--------

Industry Standards

Government Qualified Splice	No
-----------------------------	----

Packaging Features

Packaging Quantity	25000
Packaging Method	Reel

Product Compliance

For compliance documentation, visit the product page on TE.com>

EU RoHS Directive 2011/65/EU	Compliant
EU ELV Directive 2000/53/EC	Compliant
China RoHS 2 Directive MIIT Order No 32, 2016	No Restricted Materials Above Threshold
EU REACH Regulation (EC) No. 1907/2006	Current ECHA Candidate List: JAN 2025 (247) Candidate List Declared Against: JAN 2025 (247) Does not contain REACH SVHC
Halogen Content	Low Halogen - Br, Cl, F, I < 900 ppm per homogenous material. Also BFR/CFR/PVC Free
Solder Process Capability	Not applicable for solder process capability

Product Compliance Disclaimer

This information is provided based on reasonable inquiry of our suppliers and represents our current actual knowledge based on the information they provided. This information is subject to change. The part numbers that TE has identified as EU RoHS compliant have a maximum concentration of 0.1% by weight in homogenous materials for lead, hexavalent chromium, mercury, PBB, PBDE, DBP, BBP, DEHP, DIBP, and 0.01% for cadmium, or qualify for an exemption to these limits as defined in the Annexes of Directive 2011/65/EU (RoHS2). Finished electrical and electronic equipment products will be CE marked as required by Directive 2011/65/EU. Components may not be CE marked. Additionally, the part

numbers that TE has identified as EU ELV compliant have a maximum concentration of 0.1% by weight in homogenous materials for lead, hexavalent chromium, and mercury, and 0.01% for cadmium, or qualify for an exemption to these limits as defined in the Annexes of Directive 2000/53/EC (ELV). Regarding the REACH Regulation, the information TE provides on SVHC in articles for this part number is based on the latest European Chemicals Agency (ECHA) ‘Guidance on requirements for substances in articles’ posted at this URL: <https://echa.europa.eu/guidance-documents/guidance-on-reach>

Compatible Parts



TE Part # 62754-1
SPLICE 14000-30000 .030 BR



TE Part # 60806-1
SPLICE IS 1600-4100 .0126 BR

Also in the Series | SPLICE




Crimp Wire Pins, Tabs & Ferrules(1)

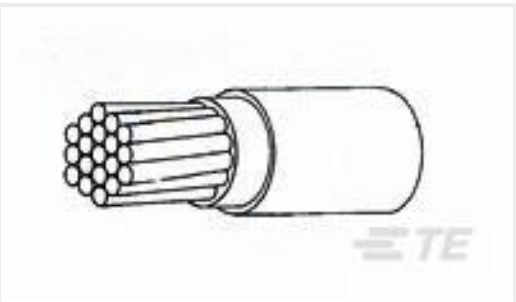


Splices(63)


Customers Also Bought




TE Part #829131P019
ES2000-NO.1-C1-0-27MM



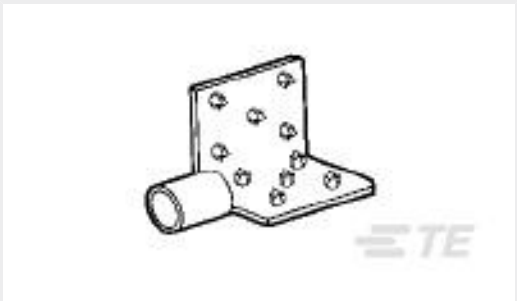
TE Part #282023-000
44A0111-20-3



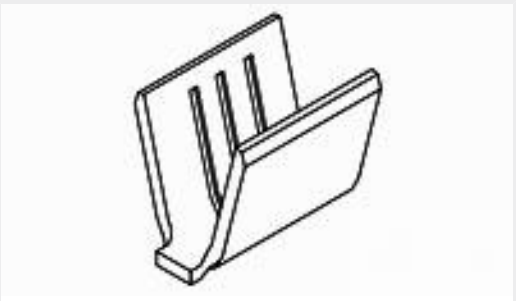
TE Part #61299-2
SPLICE 7000-12500 .032 TPBR




TE Part #63130-3
SPLICE REC. 1500-5000 .020 TPBR




TE Part #2-329254-4
TERMINAL,TERMI-FOIL 12-10



TE Part #40552
SPLICE 3300 TO 9000 CMA TPBR



TE Part #DRC26-24SB
PLG, 24P, BLK, N, B



TE Part #2-34072-2
SPLICE,PG BUTT 12-10



Documents

Product Drawings

SPLICE 1000-3200 CMA TPBR

English

CAD Files

3D PDF

3D

Customer View Model

ENG_CVM_CVM_41975_M_c-41975-m.2d_dxf.zip

English

Customer View Model

ENG_CVM_CVM_41975_M_c-41975-m.3d_igs.zip

English

Customer View Model

ENG_CVM_CVM_41975_M_c-41975-m.3d_stp.zip

English

By downloading the CAD file I accept and agree to the [Terms and Conditions](#) of use.

Product Specifications

Application Specification

English

Agency Approvals

CSA Certificate

English