



HPI

TE Internal #: 440052-3
PCB Mount Header, Vertical, Wire-to-Board, 3 Position, 2.5 mm [.098 in] Centerline, Partially Shrouded, Tin (Sn), Through Hole - Solder, Signal, HPI

[View on TE.com >](#)

Connectors > PCB Connectors > PCB Headers & Receptacles > AMP HPI 2.5 mm Headers



PCB Connector Type: **PCB Mount Header**
PCB Mount Orientation: **Vertical**
Connector System: **Wire-to-Board**
Number of Positions: **3**
Number of Rows: **1**

[All AMP HPI 2.5 mm Headers \(78\)](#)

Features

Product Type Features

PCB Connector Type	PCB Mount Header
Connector System	Wire-to-Board
Header Type	Partially Shrouded
Sealable	No
Connector & Contact Terminates To	Printed Circuit Board
Connector Product Type	Connector Assembly

Configuration Features

PCB Mount Orientation	Vertical
Number of Positions	3
Number of Rows	1

Electrical Characteristics

Operating Voltage	250 VDC
-------------------	---------



Body Features

Primary Product Color	Natural
-----------------------	---------

Contact Features

Mating Square Post Dimension	.64 mm[.025 in]
Contact Shape & Form	Square
Contact Mating Area Length	3.45 mm[.136 in]
Contact Base Material	Brass
PCB Contact Termination Area Plating Material	Tin
Contact Mating Area Plating Material Finish	Bright
Contact Mating Area Plating Material	Tin (Sn)
Contact Type	Pin
Contact Current Rating (Max)	3 A

Termination Features

Termination Post & Tail Length	3.4 mm[.134 in]
Square Termination Post & Tail Dimension	.64 mm[.025 in]
Termination Method to PCB	Through Hole - Solder

Mechanical Attachment

Mating Retention	Without
PCB Mount Retention Type	Kinked Tines
Mating Alignment Type	Polarization
PCB Mount Retention	With
PCB Mount Alignment	Without
Connector Mounting Type	Board Mount
Mating Alignment	With

Housing Features

Housing Material	Nylon 66 GF
Centerline (Pitch)	2.5 mm[.098 in]

Dimensions

Connector Width	3.8 mm[.15 in]
PCB Thickness (Recommended)	1 – 1.6 mm[.039 – .063 in]
Connector Height	6 mm[.236 in]
Connector Length	10 mm[.393 in]



Usage Conditions

Operating Temperature Range	-25 – 85 °C[-13 – 185 °F]
-----------------------------	---------------------------

Operation/Application

Circuit Application	Signal
---------------------	--------

Industry Standards

UL Flammability Rating	UL 94V-0
------------------------	----------

Packaging Features

Packaging Quantity	250
Packaging Method	Bag

Product Compliance

For compliance documentation, visit the product page on TE.com>

EU RoHS Directive 2011/65/EU	Compliant
EU ELV Directive 2000/53/EC	Compliant
China RoHS 2 Directive MIIT Order No 32, 2016	No Restricted Materials Above Threshold
EU REACH Regulation (EC) No. 1907/2006	Current ECHA Candidate List: JAN 2025 (247) Candidate List Declared Against: JAN 2025 (247) Does not contain REACH SVHC
Halogen Content	Low Halogen - Br, Cl, F, I < 900 ppm per homogenous material. Also BFR/CFR/PVC Free
Solder Process Capability	Wave solder capable to 240°C

Product Compliance Disclaimer

This information is provided based on reasonable inquiry of our suppliers and represents our current actual knowledge based on the information they provided. This information is subject to change. The part numbers that TE has identified as EU RoHS compliant have a maximum concentration of 0.1% by weight in homogenous materials for lead, hexavalent chromium, mercury, PBB, PBDE, DBP, BBP, DEHP, DIBP, and 0.01% for cadmium, or qualify for an exemption to these limits as defined in the Annexes of Directive 2011/65/EU (RoHS2). Finished electrical and electronic equipment products will be CE marked as required by Directive 2011/65/EU. Components may not be CE marked. Additionally, the part numbers that TE has identified as EU ELV compliant have a maximum concentration of 0.1% by weight in homogenous materials for lead, hexavalent chromium, and mercury, and 0.01% for cadmium, or qualify for an exemption to these limits as defined in the Annexes of Directive 2000/53/EC (ELV). Regarding the REACH Regulation, the information TE provides on SVHC in articles for this part number is based on the latest European Chemicals Agency (ECHA) ‘Guidance on requirements for substances in articles’ posted at this URL: <https://echa.europa.eu/guidance-documents/guidance-on-reach>

Compatible Parts



TE Part # 440134-1
2.5mm,Crimp Contact




TE Part # 2405419-3
3P TO 3P 300MM CABLE ASSEMBLY, 440133-3



TE Part # 440133-3
2.5MM,HSG,3POS


Also in the Series | HPI



Connector Contacts(1)




PCB Headers & Receptacles(332)




Rectangular Connector Housings(86)



Rectangular Power Connectors(310)



Standard Rectangular Connectors(86)



Wire-to-Board Connector Assemblies & Housings(48)



Wire-to-Board Headers & Receptacles (332)

Customers Also Bought



TE Part #3-2176331-3
CRGP 2512 4K7 1%



TE Part #4-1676481-2
CPF 0603 300R 0.1% 25PPM 1K RL



TE Part #5-1676481-0
CPF 0603 620R 0.1% 25PPM 1K RL



TE Part #440133-3
2.5MM,HSG,3POS



TE Part #5-103168-2
08 MODII HDR DRST SHRD .100CL



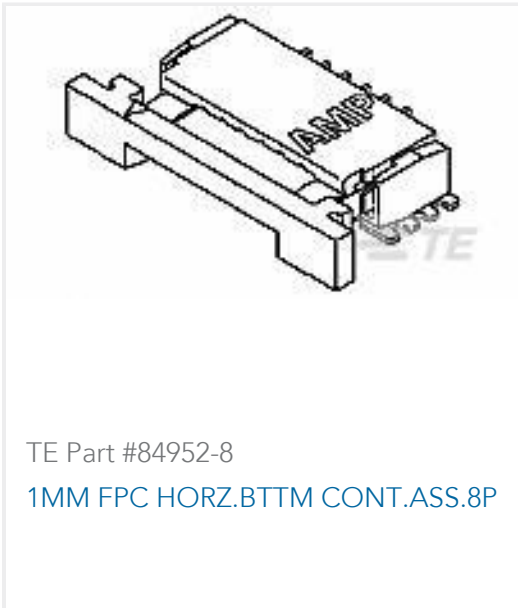
TE Part #4-1676481-3
CPF 0603 330R 0.1% 25PPM 1K RL



TE Part #2176052-3
RLP73M 1J R062 5% 5K RL



TE Part #2-1614959-8
CPF0805 1M43 0.1% 25PPM 1K RL



Documents

Product Drawings

2.5MM,HDR,3POS,VERTICAL, CONNECTOR

English

CAD Files

3D PDF

3D

Customer View Model

ENG_CVM_CVM_440052-3_A8.2d_dxf.zip

English

Customer View Model

ENG_CVM_CVM_440052-3_A8.3d_igs.zip

English

Customer View Model

ENG_CVM_CVM_440052-3_A8.3d_stp.zip

English

By downloading the CAD file I accept and agree to the [Terms and Conditions](#) of use.

Datasheets & Catalog Pages

HPI Connectors QRG

English

Product Specifications

AMP 2.5MM PITCH HPI WIRE TO BOARD SYSTEM.

English

Application Specification

English

Agency Approvals

UL Report

English

UL Report

English