



Connectors > D-Shaped Connectors



Number of Positions: 50
Connector & Housing Type: Receptacle
Connector System: Cable-to-Board
Connector Mounting Type: Board Mount
Connector Shell Size: 5

Features

Product Type Features

Sealable	No
Connector & Housing Type	Receptacle
Connector System	Cable-to-Board
Connector Shell Size	5
Connector & Contact Terminates To	Printed Circuit Board

Configuration Features

PCB Mount Orientation	Vertical
Power/Signal/Coax Combination	No
Number of Positions	50

Body Features

Front Shell Material	Steel
D-Sub Connector Insert Arrangement	MS18277-1
Rear Shell Plating Material	Cadmium
Rear Shell Material	Steel
Front Shell Plating Material	Cadmium

Contact Features

Contact Mating Area Plating Material	Gold (Au)
Contact Base Material	Beryllium Copper, Brass



PCB Contact Termination Area Plating Material	Gold
Contact Size	Size 20
	10 µin
Contact Type	Socket
Contact Current Rating (Max)	5 A
Contact Options	Installed

Termination Features

Termination Method to PCB	Through Hole - Solder
Termination Post & Tail Diameter	.76 mm[.03 in]
Termination Post & Tail Length	4.78 mm[.188 in]

Mechanical Attachment

Mounting Hole Diameter	3.05 mm[.12 in]
Mating Alignment	Without
Connector Mounting Type	Board Mount

Housing Features

Centerline (Pitch)	2.77 mm[.109 in]
--------------------	------------------

Usage Conditions

Operating Temperature Range	-55 – 125 °C[-67 – 257 °F]
-----------------------------	----------------------------

Operation/Application

Circuit Application	Signal
---------------------	--------

Packaging Features

Packaging Method	Package
------------------	---------

Product Compliance

For compliance documentation, visit the product page on TE.com>

EU RoHS Directive 2011/65/EU	Not Compliant
EU ELV Directive 2000/53/EC	Not Compliant
China RoHS 2 Directive MIIT Order No 32, 2016	Restricted Materials Above Threshold
EU REACH Regulation (EC) No. 1907/2006	Current ECHA Candidate List: JAN 2025 (247) Candidate List Declared Against: JAN 2025 (247) SVHC > Threshold: Cd (100% in 5115185546)



Pb (3.7% in 74019106)


Article Safe Usage Statements:
Use personal protective equipment as required. Do not eat, drink or smoke when using this product. Wash thoroughly after handling. Recycle if possible and dispose of the article by following all applicable governmental regulations relevant to your geographic location.

Halogen Content	BFR/CFR/PVC Free, but Br/Cl >900 ppm in other sources.
Solder Process Capability	Pin-in-Paste capable to 260°C


Product Compliance Disclaimer

This information is provided based on reasonable inquiry of our suppliers and represents our current actual knowledge based on the information they provided. This information is subject to change. The part numbers that TE has identified as EU RoHS compliant have a maximum concentration of 0.1% by weight in homogenous materials for lead, hexavalent chromium, mercury, PBB, PBDE, DBP, BBP, DEHP, DIBP, and 0.01% for cadmium, or qualify for an exemption to these limits as defined in the Annexes of Directive 2011/65/EU (RoHS2). Finished electrical and electronic equipment products will be CE marked as required by Directive 2011/65/EU. Components may not be CE marked. Additionally, the part numbers that TE has identified as EU ELV compliant have a maximum concentration of 0.1% by weight in homogenous materials for lead, hexavalent chromium, and mercury, and 0.01% for cadmium, or qualify for an exemption to these limits as defined in the Annexes of Directive 2000/53/EC (ELV). Regarding the REACH Regulation, the information TE provides on SVHC in articles for this part number is based on the latest European Chemicals Agency (ECHA) ‘Guidance on requirements for substances in articles’ posted at this URL: <https://echa.europa.eu/guidance-documents/guidance-on-reach>


Customers Also Bought



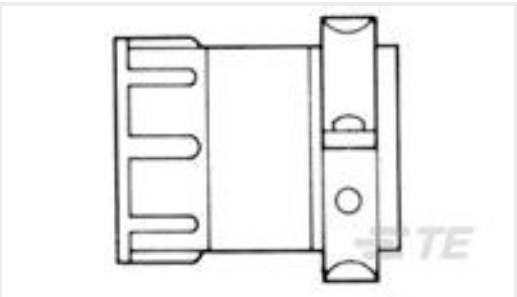
TE Part #1617148-2
JMGAPD-18P = M39016/18-029P



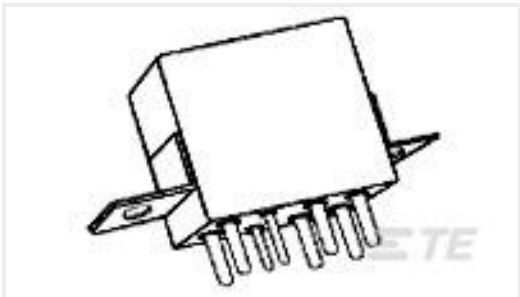
TE Part #204510-1
RECEPT ASSY,104 POSN,AMPLIMITE




TE Part #205564-2
AMPLIMITE,ASY,PLUG,STD,109,5



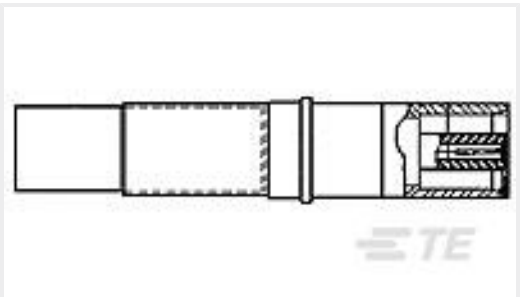
TE Part #206512-5
CLAMP,CABLE SHELL,SIZE 23




TE Part #5-1617758-0
FCB-205-0224M=M83536/2-024M



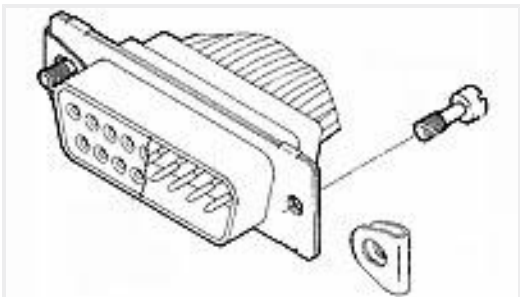
TE Part #2000676-1
Keyed Guide Pin, Machined, Vita 46




TE Part #642652-000
DK-602-0157-2



TE Part #204511-1
AMPLIMITE,ASY,PLUG,STD,90,6



TE Part #211883-5
SCREW RETAINER KIT,AMPLIMITE



TE Part #5205817-8
KIT SCREWLOCK FEMALE



Documents

Product Drawings

[AMPLIMITE,ASY,RCPT,POSTD,109,5](#)

English

CAD Files

[3D PDF](#)

3D

Customer View Model

[ENG_CVM_CVM_443976-5_H.2d_dxf.zip](#)

English

Customer View Model

[ENG_CVM_CVM_443976-5_H.3d_igs.zip](#)

English

Customer View Model

[ENG_CVM_CVM_443976-5_H.3d_stp.zip](#)

English

By downloading the CAD file I accept and agree to the [Terms and Conditions](#) of use.