



Connectors > D-Shaped Connectors



Number of Positions: 3
Connector & Housing Type: Plug
Connector System: Cable-to-Cable
Connector Mounting Type: Panel Mount
Connector Shell Size: 2

Features

Product Type Features

Sealable	No
Connector & Housing Type	Plug
Connector System	Cable-to-Cable
Connector Shell Size	2
Connector & Contact Terminates To	Wire & Cable

Configuration Features

Power/Signal/Coax Combination	Yes
Number of Positions	3

Body Features

Front Shell Material	Steel
Mating Retention Feature Material	Stainless Steel
D-Sub Connector Insert Arrangement	3C3
Rear Shell Plating Material	Tin
Rear Shell Material	Steel
Front Shell Plating Material	Tin

Contact Features

Contact Size	Size 8
Contact Type	Pin



Contact Current Rating (Max)	32 A
Contact Options	Order Separately

Termination Features

Termination Method to PCB	Through Hole - Solder
Termination Method to Wire & Cable	Crimp

Mechanical Attachment

Mounting Hole Diameter	3.05 mm[.12 in]
Mating Alignment	Without
Connector Mounting Type	Panel Mount

Housing Features

Centerline (Pitch)	2.77 mm[.109 in]
--------------------	------------------

Usage Conditions

Operating Temperature Range	-55 – 125 °C[-67 – 257 °F]
-----------------------------	----------------------------

Operation/Application

Circuit Application	Power
---------------------	-------

Packaging Features

Packaging Method	Package
------------------	---------

Product Compliance

For compliance documentation, visit the product page on TE.com>

EU RoHS Directive 2011/65/EU	Compliant
EU ELV Directive 2000/53/EC	Compliant
China RoHS 2 Directive MIIT Order No 32, 2016	No Restricted Materials Above Threshold
EU REACH Regulation (EC) No. 1907/2006	Current ECHA Candidate List: JAN 2025 (247) Candidate List Declared Against: JAN 2024 (240) Does not contain REACH SVHC
Halogen Content	Not Low Halogen - contains Br or Cl > 900 ppm.
Solder Process Capability	Wave solder capable to 265°C

Product Compliance Disclaimer

This information is provided based on reasonable inquiry of our suppliers and represents our current actual knowledge based on the information they provided. This information is subject to change. The part numbers that TE has identified as




EU RoHS compliant have a maximum concentration of 0.1% by weight in homogenous materials for lead, hexavalent chromium, mercury, PBB, PBDE, DBP, BBP, DEHP, DIBP, and 0.01% for cadmium, or qualify for an exemption to these limits as defined in the Annexes of Directive 2011/65/EU (RoHS2). Finished electrical and electronic equipment products will be CE marked as required by Directive 2011/65/EU. Components may not be CE marked. Additionally, the part numbers that TE has identified as EU ELV compliant have a maximum concentration of 0.1% by weight in homogenous materials for lead, hexavalent chromium, and mercury, and 0.01% for cadmium, or qualify for an exemption to these limits as defined in the Annexes of Directive 2000/53/EC (ELV). Regarding the REACH Regulation, the information TE provides on SVHC in articles for this part number is based on the latest European Chemicals Agency (ECHA) ‘Guidance on requirements for substances in articles’ posted at this URL: <https://echa.europa.eu/guidance-documents/guidance-on-reach>

Compatible Parts




TE Part # 318813-1
EXTRACTION TOOL ASSY


Customers Also Bought




TE Part #1761465-3
PCI Express RA assy 5.8mm slot 2.3 mm pc




TE Part #1-103673-9
20 MTE HDR SRRA LATCH W/HLDWN




TE Part #225804-E
POWELM STIFT VOLL M4 6 2,54 * EP 3,0 *




TE Part #2176399-1
3502 270R 5%




TE Part #1060455-1
5162 5013 09,SMB PCB JACK REC




TE Part #4-5353515-0
ON TAPING (EMBOSS) 0.5MM FS CONN. TAB AS




TE Part #5-5179009-6
0.8FH,R09H.5,140,08/Sn,TU



TE Part #2170745-2
CAGE ASSY, 1X4, QSFP28, SPRING, HS



TE Part #770968-1
04P MINI UMNL R/A HDR ASSY SN



TE Part #2226996-1
DC, 7ROW, P0, TRUE HALF, MULTIGIG RT 2-R



Documents

Product Drawings

AMPLIMITE,3C3,SZ 2,PLUG

English

CAD Files

3D PDF

3D

Customer View Model

ENG_CVM_CVM_448153-4_W.2d_dxf.zip

English

Customer View Model

ENG_CVM_CVM_448153-4_W.3d_igs.zip

English

Customer View Model

ENG_CVM_CVM_448153-4_W.3d_stp.zip

English

By downloading the CAD file I accept and agree to the [Terms and Conditions](#) of use.

Agency Approvals

Agency Approval Document

English