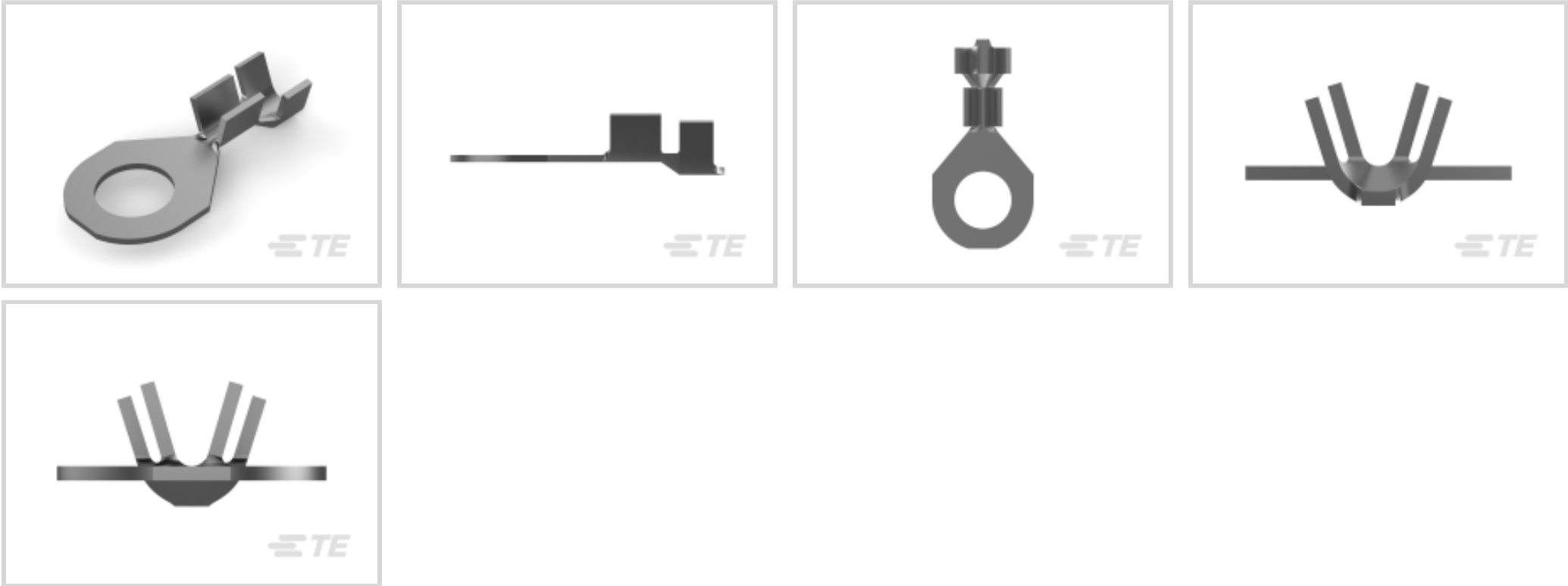




Terminals & Splices > Ring Terminals



Ring Terminal Product Type: Closed Ring Tongue Terminal

Wire Size: 1624 – 4106 CMA

Stud Size: M6

Features

Product Type Features

Shape Description	D Shaped
Terminal Features	Sheared
Ring Terminal Product Type	Closed Ring Tongue Terminal
Stud Size	M6
Sealable	No
Compatible With Discrete Wire Type	Stranded
Wire Insulation Support Retention Type	Insulation Support

Configuration Features

Number of Holes	1
-----------------	---

Body Features

Product Weight	.976 g
----------------	--------

Contact Features

Contact Base Material	Brass
Barrel Type	Open
Terminal Orientation	Straight
Terminal Plating Material	Tin



Contact Underplating Material	Nickel
-------------------------------	--------

Mechanical Attachment

Wire Insulation Support	With
-------------------------	------

Dimensions

	.085 in
Wire Size	1624 – 4106 CMA
Stud Diameter	6.73 mm [.265 in]
Tongue Thickness	.64 mm [.025 in]
Product Length	23.62 mm [.93 in]
Barrel Inside Diameter	1.52 mm, 3.7 mm [.06 in] [.146 in]
Compatible Insulation Diameter (Max)	3.05 mm [14 in]
Compatible Insulation Diameter Range	2.16 – 3.05 mm [.085 – 14 in]

Usage Conditions

Insulation Option	Uninsulated
Operating Temperature Range	-40 – 110 °C [-40 – 230 °F]

Operation/Application

Compatible With Wire Base Material	Copper
------------------------------------	--------

Industry Standards

Government Qualified Terminal	No
-------------------------------	----

Packaging Features

Packaging Quantity	3000
Packaging Method	Strip/Reel

Product Compliance

For compliance documentation, visit the product page on TE.com>

EU RoHS Directive 2011/65/EU	Compliant
EU ELV Directive 2000/53/EC	Compliant
China RoHS 2 Directive MIIT Order No 32, 2016	No Restricted Materials Above Threshold
EU REACH Regulation (EC) No. 1907/2006	Current ECHA Candidate List: JAN 2025 (247) Candidate List Declared Against: JAN 2025 (247) Does not contain REACH SVHC



Halogen Content	Low Halogen - Br, Cl, F, I < 900 ppm per homogenous material. Also BFR/CFR/PVC Free
Solder Process Capability	Not applicable for solder process capability

Product Compliance Disclaimer

This information is provided based on reasonable inquiry of our suppliers and represents our current actual knowledge based on the information they provided. This information is subject to change. The part numbers that TE has identified as EU RoHS compliant have a maximum concentration of 0.1% by weight in homogenous materials for lead, hexavalent chromium, mercury, PBB, PBDE, DBP, BBP, DEHP, DIBP, and 0.01% for cadmium, or qualify for an exemption to these limits as defined in the Annexes of Directive 2011/65/EU (RoHS2). Finished electrical and electronic equipment products will be CE marked as required by Directive 2011/65/EU. Components may not be CE marked. Additionally, the part numbers that TE has identified as EU ELV compliant have a maximum concentration of 0.1% by weight in homogenous materials for lead, hexavalent chromium, and mercury, and 0.01% for cadmium, or qualify for an exemption to these limits as defined in the Annexes of Directive 2000/53/EC (ELV). Regarding the REACH Regulation, the information TE provides on SVHC in articles for this part number is based on the latest European Chemicals Agency (ECHA) 'Guidance on requirements for substances in articles' posted at this URL: <https://echa.europa.eu/guidance-documents/guidance-on-reach>

Compatible Parts



TE Part # 2836275-2
[OCEAN_2.0_Applicator-S-140F220F-RSA](#)

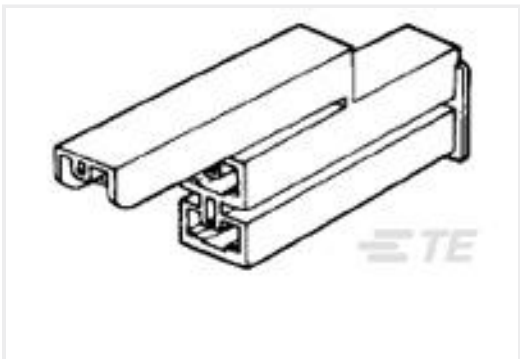


TE Part # 2836275-1
[OCEAN_2.0_Applicator-S-140F220F-RSM](#)

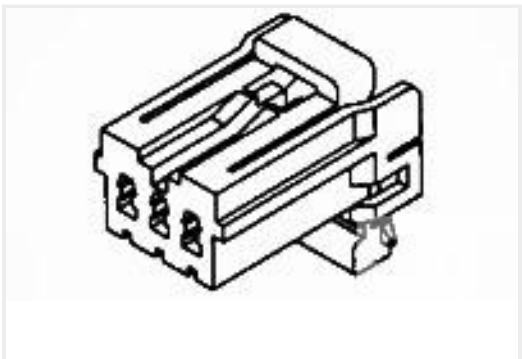


TE Part # 7-2836275-7
[OCEAN_2.0_SPARE_PART_KIT-140F220F](#)


Customers Also Bought



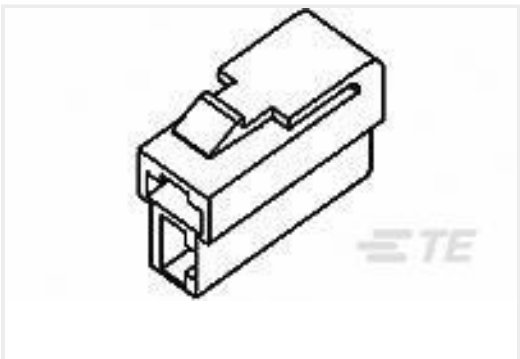
TE Part #172075-1
[POSITIVE LOCK 187 HOUSING RECEPTACLE](#)




TE Part #174921-2
[070 MLC W-W PLUG HSG 3P BLACK](#)




TE Part #2822636-1
[EJ-2 DBL LOCK PLUG 4P ASSY A](#)



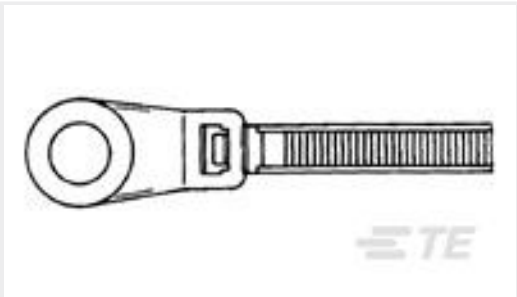
TE Part #172130-2
[FF 250 REC HSG 2P NYLON BLCAK](#)



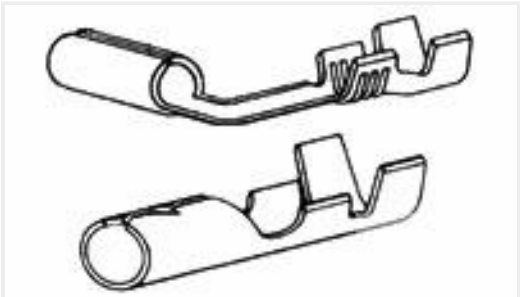
TE Part #521011-2
[ULTRA-POD 250 ASSY REC 18-14 AWG TPBR](#)



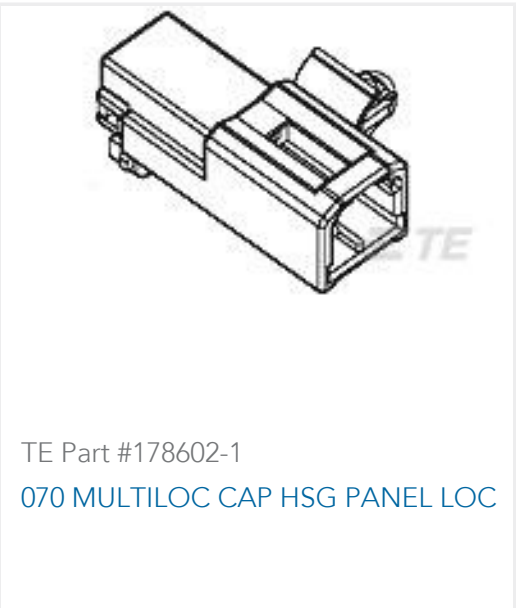
TE Part #36946
[SPLICE,SOLIS PARA 1/0](#)



TE Part #2-100715-1
[CABLE TY 150X3,6NAT](#)



TE Part #42142-1
[SHUR PLUG TERMINAL 18-14 AWG TPBR](#)



Documents

Product Drawings

RING 18-14 AWG TPBR

English

CAD Files

3D PDF

3D

Customer View Model

ENG_CVM_CVM_485029-1_G_c-485029-1-g.2d_dxf.zip

English

Customer View Model

ENG_CVM_CVM_485029-1_G_c-485029-1-g.3d_igs.zip

English

Customer View Model

ENG_CVM_CVM_485029-1_G_c-485029-1-g.3d_stp.zip

English

By downloading the CAD file I accept and agree to the [Terms and Conditions](#) of use.

Product Specifications

Engineering Report

English

Agency Approvals

UL Report

English