




Connectors > PCB Connectors > Wire-to-Board Connectors > Wire-to-Board Connector Assemblies & Housings



Connector Product Type: **Connector Assembly**

Connector & Housing Type: **Receptacle**

Connector System: **Wire-to-Board**

Number of Positions: **18**

Centerline (Pitch): **2.54 mm [.1 in]**

Features

Product Type Features

Applied Pressure	Standard
Connector Product Type	Connector Assembly
Connector & Housing Type	Receptacle
Connector System	Wire-to-Board
Sealable	No
Connector & Contact Terminates To	Wire & Cable

Configuration Features

Number of Positions	18
Number of Rows	2

Electrical Characteristics

Termination Resistance	12 mΩ
Dielectric Withstanding Voltage (Max)	750 V
Insulation Resistance	5000 MΩ

Body Features



Primary Product Color	Black
-----------------------	-------

Contact Features

Contact Base Material	Copper Alloy
PCB Contact Termination Area Plating Material	Tin
Contact Type	Socket
Contact Current Rating (Max)	3 A

Termination Features

Termination Method to Wire & Cable	Insulation Displacement (IDC)
------------------------------------	-------------------------------

Mechanical Attachment

Mating Retention	Without
Connector Mounting Type	Cable Mount (Free-Hanging)

Housing Features

Housing Material	Thermoplastic
Housing Entry Configuration	Both Ends Closed
Centerline (Pitch)	2.54 mm[.1 in]

Dimensions

Compatible Insulation Diameter Range	1.27 mm[.05 in]
Connector Height	6.1 mm[.24 in]
Wire Size	26 – 22 AWG
Connector Length	22.86 mm[.9 in]
Row-to-Row Spacing	2.54 mm[.1 in]

Usage Conditions

Operating Temperature Range	-65 – 105 °C[-85 – 221 °F]
-----------------------------	----------------------------

Operation/Application

Circuit Application	Signal
---------------------	--------

Industry Standards

UL Flammability Rating	UL 94V-0
Compatible With Approved Standards Products	CSA LR7189, UL E28476
Glow Wire Rating	Standard Part - Not Glow Wire

Packaging Features

Packaging Method	Tray
------------------	------



Packaging Quantity

130

Product Compliance

[For compliance documentation, visit the product page on TE.com>](#)

EU RoHS Directive 2011/65/EU	Compliant
EU ELV Directive 2000/53/EC	Compliant
China RoHS 2 Directive MIIT Order No 32, 2016	No Restricted Materials Above Threshold
EU REACH Regulation (EC) No. 1907/2006	Current ECHA Candidate List: JAN 2025 (247) Candidate List Declared Against: JAN 2025 (247) Does not contain REACH SVHC
Halogen Content	Low Halogen - Br, Cl, F, I < 900 ppm per homogenous material. Also BFR/CFR/PVC Free
Solder Process Capability	Not applicable for solder process capability

Product Compliance Disclaimer

This information is provided based on reasonable inquiry of our suppliers and represents our current actual knowledge based on the information they provided. This information is subject to change. The part numbers that TE has identified as EU RoHS compliant have a maximum concentration of 0.1% by weight in homogenous materials for lead, hexavalent chromium, mercury, PBB, PBDE, DBP, BBP, DEHP, DIBP, and 0.01% for cadmium, or qualify for an exemption to these limits as defined in the Annexes of Directive 2011/65/EU (RoHS2). Finished electrical and electronic equipment products will be CE marked as required by Directive 2011/65/EU. Components may not be CE marked. Additionally, the part numbers that TE has identified as EU ELV compliant have a maximum concentration of 0.1% by weight in homogenous materials for lead, hexavalent chromium, and mercury, and 0.01% for cadmium, or qualify for an exemption to these limits as defined in the Annexes of Directive 2000/53/EC (ELV). Regarding the REACH Regulation, the information TE provides on SVHC in articles for this part number is based on the latest European Chemicals Agency (ECHA) 'Guidance on requirements for substances in articles' posted at this URL: <https://echa.europa.eu/guidance-documents/guidance-on-reach>


Compatible Parts



Customers Also Bought



TE Part #2-342184-1
TAPE MOUNTED FEFG 12-10 R/T



TE Part #640642-5
05P MTA100 COVER F/T



TE Part #292133-8
CT P/HDR ASSY BOX V 8P W/O KIN



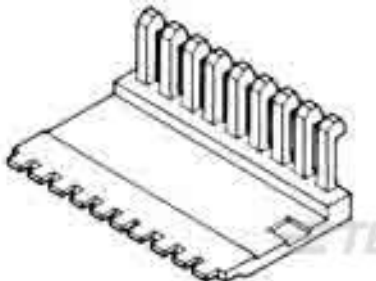
TE Part #770092-1
09P .093 COMM P&S RECPT HSG



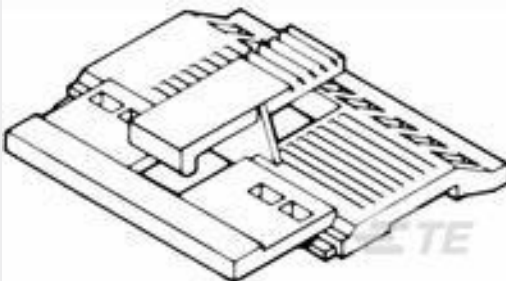
TE Part #T2400002100-000
CSF-10



TE Part #1318985-2
DYNAMIC D-5 REC CONT SS FORM A



TE Part #102536-5
14 AMPMODU MT COVER DR .100CL



TE Part #102681-1
12 AMPMODU MT COVER DR .100CL



TE Part #3-647000-5
05P MTA100 PSTD CONN ASSY LF



TE Part #350417-5
.093 COMM P&S SOK AU/NI/BR

Documents

Product Drawings

18 AMPMODU MT ASSY DR .100CL

English

CAD Files

3D PDF

3D

Customer View Model

ENG_CVM_CVM_5-102398-7_U.2d_dxf.zip

English

Customer View Model

ENG_CVM_CVM_5-102398-7_U.3d_igs.zip

English

Customer View Model

ENG_CVM_CVM_5-102398-7_U.3d_stp.zip

English

By downloading the CAD file I accept and agree to the [Terms and Conditions](#) of use.

Datasheets & Catalog Pages



AMPMODU_INTERCONNECTION_SYSTEM_SECTION5_CONT

English

Product Specifications

Application Specification

English