



Power Relay F

TE Internal #: 5-1393302-1

General Purpose Power Relay, DC, Monostable, 1 Form C SPDT-CO, 20 A Contact Rating, 24 VDC Coil Voltage, 24 VDC Contact Voltage, Power Relay F

[View on TE.com >](#)

Relays & Contactors > Electromechanical Relays



Relay & Contactor Type: **General Purpose Power Relay**

Current Type: **DC**

Coil Magnetic System: **Monostable**

Contact Arrangement: **1 Form C SPDT-CO**

Contact Current Rating: **20 A**

Features

Product Type Features

Relay & Contactor Type	General Purpose Power Relay
------------------------	-----------------------------

Configuration Features

Contact Arrangement	1 Form C SPDT-CO
---------------------	------------------

Electrical Characteristics

Contact Switching Load (Min)	1000mA @ 5VDC
Contact Limiting Short-Time Current	240 A
Contact Limiting Making Current	120 A
Contact Limiting Continuous Current	60 A
Coil Resistance	324 Ω
Contact Limiting Breaking Current	20 A
Insulation Initial Dielectric Between Open Contacts	500 Vrms
Contact Current Rating	20 A
Coil Voltage Rating	24 VDC
Contact Voltage Rating	24 VDC
Coil Power Rating DC	1.8 W
Insulation Initial Dielectric Between Contacts & Coil	500 Vrms

Body Features

Product Weight	35 g[1.2 oz]
----------------	--------------



Enclosure Type

Dust Protected

Contact Features

Contact Material	Silver Alloy
------------------	--------------

Termination Features

Main Termination & Connection Type	Quick Connect Terminals
Coil Termination & Connection Type	Quick Connect Terminals

Mechanical Attachment

Product Mount Type	Socket Mount
--------------------	--------------

Dimensions

Product Width	25.9 mm[1.02 in]
Product Length	25.9 mm[1.02 in]
Product Height	24.9 mm[.98 in]

Usage Conditions

Environmental Category of Protection	RTI
Environmental Ambient Temperature (Max)	125 °C[257 °F]

Operation/Application

Current Type	DC
Coil Magnetic System	Monostable

Other

Contact Current Class	30 – 50 A
Environmental Ambient Temperature Class	105 – 125 °C
Height Class (Mechanical)	20 – 25 mm
Length Class (Mechanical)	25 – 30 mm
Width Class (Mechanical)	25 – 30 mm

Product Compliance

For compliance documentation, visit the product page on [TE.com](#)>

EU RoHS Directive 2011/65/EU	Compliant
EU ELV Directive 2000/53/EC	Compliant
China RoHS 2 Directive MIIT Order No 32, 2016	No Restricted Materials Above Threshold
EU REACH Regulation (EC) No. 1907/2006	Current ECHA Candidate List: JAN 2025 (247)



Candidate List Declared Against: JAN 2025
(247)
Does not contain REACH SVHC

Halogen Content	Low Halogen - Br, Cl, F, I < 900 ppm per homogenous material. Also BFR/CFR/PVC Free
Solder Process Capability	Not applicable for solder process capability

Product Compliance Disclaimer


This information is provided based on reasonable inquiry of our suppliers and represents our current actual knowledge based on the information they provided. This information is subject to change. The part numbers that TE has identified as EU RoHS compliant have a maximum concentration of 0.1% by weight in homogenous materials for lead, hexavalent chromium, mercury, PBB, PBDE, DBP, BBP, DEHP, DIBP, and 0.01% for cadmium, or qualify for an exemption to these limits as defined in the Annexes of Directive 2011/65/EU (RoHS2). Finished electrical and electronic equipment products will be CE marked as required by Directive 2011/65/EU. Components may not be CE marked. Additionally, the part numbers that TE has identified as EU ELV compliant have a maximum concentration of 0.1% by weight in homogenous materials for lead, hexavalent chromium, and mercury, and 0.01% for cadmium, or qualify for an exemption to these limits as defined in the Annexes of Directive 2000/53/EC (ELV). Regarding the REACH Regulation, the information TE provides on SVHC in articles for this part number is based on the latest European Chemicals Agency (ECHA) 'Guidance on requirements for substances in articles' posted at this URL: <https://echa.europa.eu/guidance-documents/guidance-on-reach>

Compatible Parts




TE Part # 1-1904045-1
[V23333Z0001A007-EV-100](#)


Also in the Series | Power Relay F



DC Relays(57)



Electromechanical Relays(57)



Plug-In Relays(50)

Customers Also Bought



TE Part #2-965261-1
FLACHSTE-GEH2,8 4P



TE Part #4-2176412-0
5W XSM M/OX 5% 220R



TE Part #8-1393292-9
V23074A1002A402-SZ-CBOX



TE Part #CG3604-000
CI-2RL151



TE Part #DRCP28-86SC
PLG, 86P, BLK, 12/20, C



TE Part #SP2-4
STRING POT 4.75 INCH RANGE

TE Part #8-2133757-9
2W ABS CABLE ASSY TRUCK 10.800

TE Part #9-2133757-0
2W ABS CABLE ASSY 12.700

TE Part #3-2133757-7
2W ABS CABLE ASSY TRUCK 5.200

TE Part #3-2133757-6
2W ABS CABLE ASSY TRUCK 3.350

Documents

Product Drawings

V23134A0053C643-EV-CBOX

English

CAD Files

3D PDF

3D

Customer View Model

ENG_CVM_CVM_5-1393302-1_O.2d_dxf.zip

English

Customer View Model

ENG_CVM_CVM_5-1393302-1_O.3d_igs.zip

English

Customer View Model

ENG_CVM_CVM_5-1393302-1_O.3d_stp.zip

English

By downloading the CAD file I accept and agree to the Terms and Conditions of use.

Datasheets & Catalog Pages



Automotive Relay Application Notes

English

Product Specifications

Definitions General Purpose Relays

English