



FLEXSTRIP

TE Internal #: 5-1437186-0
Wire-to-Board, 5 Position, 2.54 mm [.1 in] Centerline, 25.4 mm [1 in]
Length, Printed Circuit Board, Power, Wire-to-Board Jumpers &
Shunts

[View on TE.com >](#)

Connectors > PCB Connectors > Wire-to-Board Connectors > Wire-to-Board Jumpers & Shunts



Connector System: **Wire-to-Board**
Number of Positions: **5**
Centerline (Pitch): **2.54 mm [.1 in]**
Product Length: **25.4 mm [1 in]**
Connector & Contact Terminates To: **Printed Circuit Board**

Features

Product Type Features

Compatible With Discrete Wire Type	Solid
Connector System	Wire-to-Board
Connector & Contact Terminates To	Printed Circuit Board

Configuration Features

Number of Conductors	5
Number of Rows	1
Number of Positions	5

Electrical Characteristics

Operating Voltage	300 VAC
Impedance	114 Ω

Body Features

Jumper Insulation Material	PTFE
----------------------------	------

Contact Features

--	--



Pin Arrangement (Right)	A
Pin Arrangement (Left)	A
Contact Current Rating (Max)	3 A

Mechanical Attachment

Connector Mounting Type	Panel Mount
-------------------------	-------------

Housing Features

Centerline (Pitch)	2.54 mm[.1 in]
--------------------	----------------

Dimensions

Wire Size	24 AWG
Product Length	25.4 mm[1 in]

Usage Conditions

Operating Temperature Range	-40 – 150 °C[-40 – 302 °F]
-----------------------------	----------------------------

Operation/Application

Circuit Application	Power
---------------------	-------

Product Compliance

For compliance documentation, visit the product page on TE.com>

EU RoHS Directive 2011/65/EU	Compliant
EU ELV Directive 2000/53/EC	Compliant
China RoHS 2 Directive MIIT Order No 32, 2016	No Restricted Materials Above Threshold
EU REACH Regulation (EC) No. 1907/2006	Current ECHA Candidate List: JAN 2025 (247) Candidate List Declared Against: JUNE 2024 (241) Does not contain REACH SVHC
Halogen Content	Not Low Halogen - contains Br or Cl > 900 ppm.
Solder Process Capability	Wave solder capable to 265°C

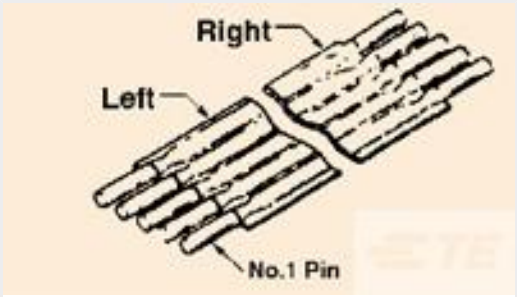
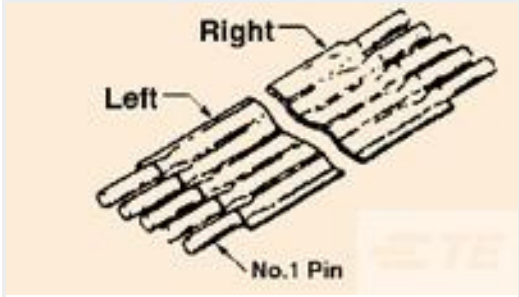

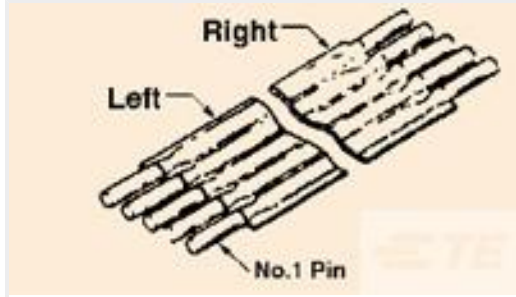



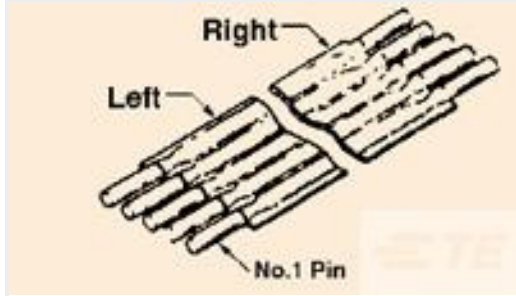

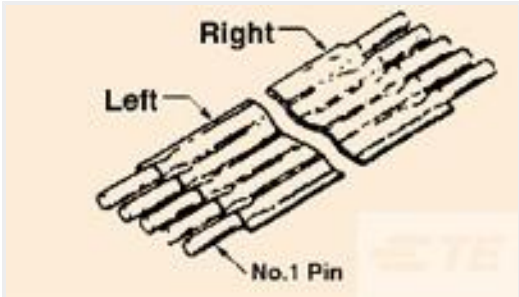






Product Compliance Disclaimer

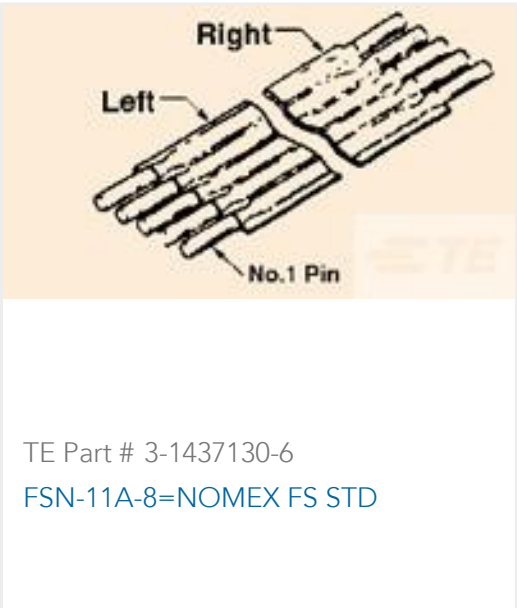
This information is provided based on reasonable inquiry of our suppliers and represents our current actual knowledge based on the information they provided. This information is subject to change. The part numbers that TE has identified as EU RoHS compliant have a maximum concentration of 0.1% by weight in homogenous materials for lead, hexavalent chromium, mercury, PBB, PBDE, DBP, BBP, DEHP, DIBP, and 0.01% for cadmium, or qualify for an exemption to these limits as defined in the Annexes of Directive 2011/65/EU (RoHS2). Finished electrical and electronic equipment products will be CE marked as required by Directive 2011/65/EU. Components may not be CE marked. Additionally, the part numbers that TE has identified as EU ELV compliant have a maximum concentration of 0.1% by weight in homogenous materials for lead, hexavalent chromium, and mercury, and 0.01% for cadmium, or qualify for an exemption to these limits as defined in the Annexes of Directive 2000/53/EC (ELV). Regarding the REACH Regulation, the information TE provides



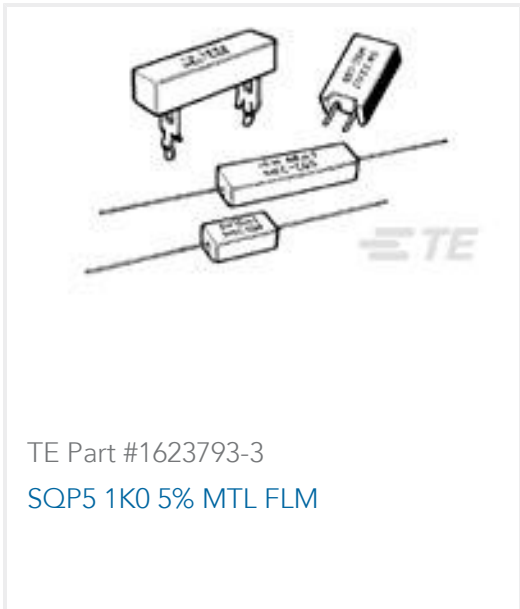
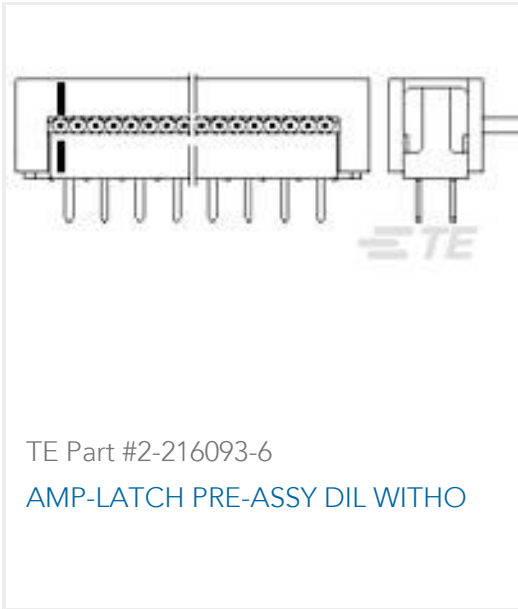
on SVHC in articles for this part number is based on the latest European Chemicals Agency (ECHA) ‘Guidance on requirements for substances in articles’ posted at this URL: <https://echa.europa.eu/guidance-documents/guidance-on-reach>

Compatible Parts

 <p>TE Part # 5-1437186-4 FST-21A-7</p>	 <p>TE Part # 5-1437186-8 FST-21A-9</p>	 <p>TE Part # 5-1437186-5 FST-21A-8</p>	 <p>TE Part # 2-1437186-5 FST-21A-11</p>
 <p>TE Part # 1-1437130-3 FSN-11A-15="JUMPER NOMEX, STD.</p>	 <p>TE Part # 4-1437186-9 FST-21A-4</p>	 <p>TE Part # 5-1437186-2 FST-21A-6</p>	 <p>TE Part # 3-1437186-1 FST-21A-17</p>
 <p>TE Part # 3-1437186-5 FST-21A-20</p>	 <p>TE Part # 1437130-8 FSN-11A-12=NOMEX FS STD</p>	 <p>TE Part # 3-1437186-0 FST-21A-16</p>	 <p>TE Part # 3-1437186-4 FST-21A-2</p>
 <p>TE Part # 4-1437186-1 FST-21A-3</p>	 <p>TE Part # 2-1437186-4 FST-21A-10</p>	 <p>TE Part # 2-1437186-9 FST-21A-15</p>	 <p>TE Part # 4-1437186-2 FST-21A-30</p>



Customers Also Bought



Documents

Product Drawings

FST-21A-5

English

Product Specifications

Product Specification

English

Agency Approvals

UL Report

5-1437186-0

Wire-to-Board, 5 Position, 2.54 mm [.1 in] Centerline, 25.4 mm [1 in] Length, Printed
Circuit Board, Power, Wire-to-Board Jumpers & Shunts



English