



Connectors > Terminal Blocks & Strips > Barrier Strips



Number of Positions: 12

Barrier Strip Style: **Tri-Barrier**

Bottom Termination Type: **Printed Circuit Pin**

Connector System: **Wire-to-Board**

Centerline (Pitch): **9.53 mm [.375 in]**

Features

Product Type Features

| | |
|-----------------------------------|----------------------------|
| Block Style | Flat Bottom with standoffs |
| Connector System | Wire-to-Board |
| Connector & Contact Terminates To | Printed Circuit Board |

Configuration Features

| | |
|---------------------|----|
| Number of Levels | 1 |
| Number of Positions | 12 |
| Number of Rows | 1 |

Electrical Characteristics

| | |
|-------------------|--------------|
| Operating Voltage | 300 V, 600 V |
|-------------------|--------------|

Body Features

| | |
|-----------------------|-------------|
| Primary Product Color | Black |
| Product Orientation | Vertical |
| Barrier Strip Style | Tri-Barrier |



Contact Features

| | |
|---|--------------|
| Contact Base Material | Copper Alloy |
| PCB Contact Termination Area Plating Material | Tin |
| Contact Current Rating (Max) | 5 A, 25 A |

Termination Features

| | |
|-------------------------|---------------------|
| Bottom Termination Type | Printed Circuit Pin |
|-------------------------|---------------------|

Mechanical Attachment

| | |
|-------------------------|-----------------|
| Mounting Options | None |
| Screw Plating Material | Zinc Chromate |
| Screw Material | Steel |
| Thread Size | 6-32 |
| Screw Head Type | Combo Phil-Slot |
| Connector Mounting Type | Board Mount |

Housing Features

| | |
|--------------------|------------------|
| Housing Material | Thermoplastic |
| Centerline (Pitch) | 9.53 mm[.375 in] |

Dimensions

| | |
|----------------|---------------------|
| Product Length | 115.85 mm[4.561 in] |
| Wire Size | 22 – 12 AWG |

Operation/Application

| | |
|---------------------|-------|
| Circuit Application | Power |
|---------------------|-------|

Industry Standards

| | |
|------------------------|----------|
| UL Flammability Rating | UL 94V-0 |
|------------------------|----------|

Packaging Features

| | |
|--------------------|---------|
| Packaging Method | Package |
| Packaging Quantity | 60 |

Product Compliance

For compliance documentation, visit the product page on TE.com>

| | |
|---|---|
| EU RoHS Directive 2011/65/EU | Compliant |
| EU ELV Directive 2000/53/EC | Compliant |
| China RoHS 2 Directive MIIT Order No 32, 2016 | No Restricted Materials Above Threshold |



EU REACH Regulation (EC) No. 1907/2006

Current ECHA Candidate List: JAN 2025 (247)
Candidate List Declared Against: JAN 2025 (247)
Does not contain REACH SVHC

Halogen Content

Low Halogen - Br, Cl, F, I < 900 ppm per homogenous material. Also BFR/CFR/PVC Free


Solder Process Capability

Wave solder capable to 265°C


Product Compliance Disclaimer

This information is provided based on reasonable inquiry of our suppliers and represents our current actual knowledge based on the information they provided. This information is subject to change. The part numbers that TE has identified as EU RoHS compliant have a maximum concentration of 0.1% by weight in homogenous materials for lead, hexavalent chromium, mercury, PBB, PBDE, DBP, BBP, DEHP, DIBP, and 0.01% for cadmium, or qualify for an exemption to these limits as defined in the Annexes of Directive 2011/65/EU (RoHS2). Finished electrical and electronic equipment products will be CE marked as required by Directive 2011/65/EU. Components may not be CE marked. Additionally, the part numbers that TE has identified as EU ELV compliant have a maximum concentration of 0.1% by weight in homogenous materials for lead, hexavalent chromium, and mercury, and 0.01% for cadmium, or qualify for an exemption to these limits as defined in the Annexes of Directive 2000/53/EC (ELV). Regarding the REACH Regulation, the information TE provides on SVHC in articles for this part number is based on the latest European Chemicals Agency (ECHA) ‘Guidance on requirements for substances in articles’ posted at this URL: <https://echa.europa.eu/guidance-documents/guidance-on-reach>


Customers Also Bought




TE Part #5-1437653-2
6PCV-12-007=6 SERIES ASSEMBLY




TE Part #1-2232043-2
2P, RAST 5 Tab Header, THV




TE Part #1437654-1
6PCV-17-1206=6PCV ASSEMBLY



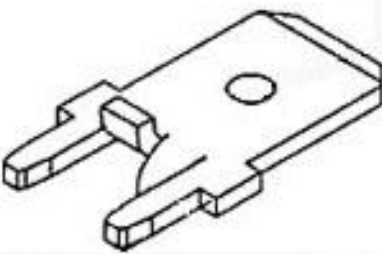
TE Part #2-178318-2
DYNAMIC D3100 HDR V 10P ASSY Y




TE Part #294152-E
DRCQ 0,80 68 M 2 SMD M2 137 E009 176 GU-



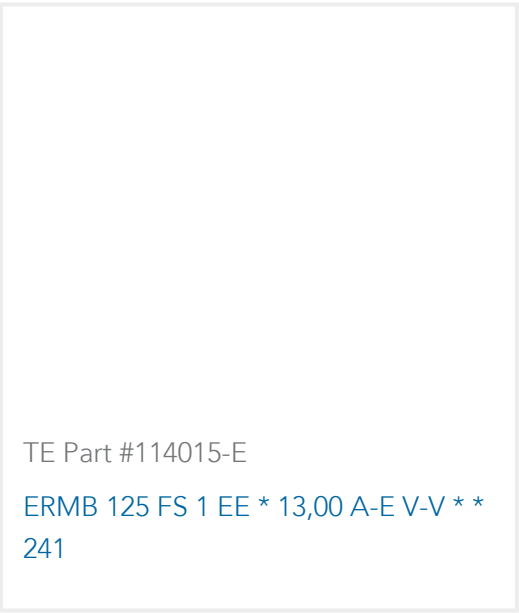
TE Part #87879-3
06 MODIV VRT SR OE 100/115



TE Part #1217861-1
250 FASTON,PCB TAB,TCBR



TE Part #826942-2
2P MOD2 STIFT LEI



Documents

Product Drawings

6PCV-12-718=6PCV ASSEMBLY

English

CAD Files

3D PDF

3D

Customer View Model

ENG_CVM_CVM_5-1437653-8_P.2d_dxf.zip

English

Customer View Model

ENG_CVM_CVM_5-1437653-8_P.3d_igs.zip

English

Customer View Model

ENG_CVM_CVM_5-1437653-8_P.3d_stp.zip

English

By downloading the CAD file I accept and agree to the [Terms and Conditions](#) of use.

Datasheets & Catalog Pages

BUCHANAN TERMINAL BLOCKS CATALOG - BARRIER STRIPS

English