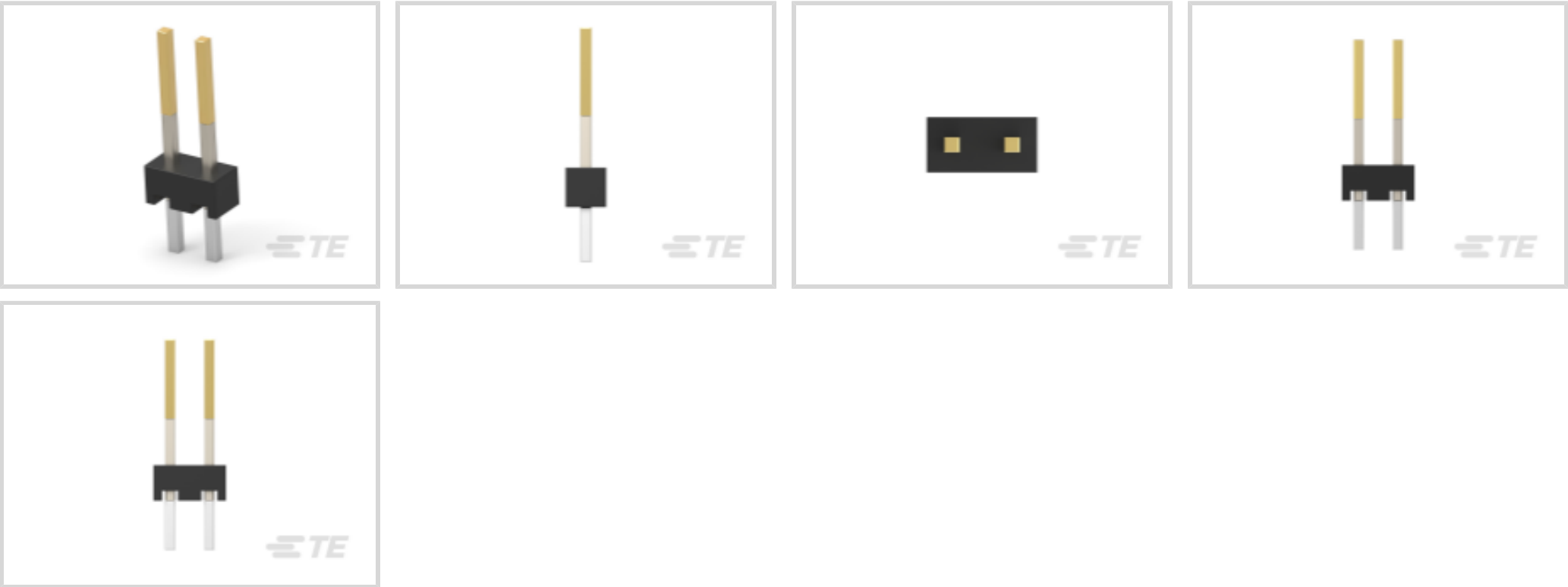




Connectors > PCB Connectors > PCB Headers & Receptacles



PCB Connector Type: **PCB Mount Header**

PCB Mount Orientation: **Vertical**

Connector System: **Board-to-Board**

Number of Positions: **2**

Number of Rows: **1**

Features

Product Type Features

PCB Connector Type	PCB Mount Header
Connector System	Board-to-Board
Header Type	Breakaway
Sealable	No
Connector & Contact Terminates To	Printed Circuit Board
Connector Product Type	Connector Assembly

Configuration Features

Board-to-Board Configuration	Parallel
PCB Mount Orientation	Vertical
Number of Positions	2
Number of Rows	1

Body Features

Primary Product Color	Black
-----------------------	-------

Contact Features



Contact Shape & Form	Square
PCB Contact Termination Area Plating Material Thickness	2.54 – 5.08 µm[100 – 200 µin]
Contact Underplating Material	Nickel
Contact Base Material	Copper Alloy
Contact Underplating Material Thickness	1.27 µm[50 µin]
PCB Contact Termination Area Plating Material	Tin
PCB Contact Termination Area Plating Material Finish	Matte
Contact Mating Area Plating Material Thickness	.76 µm[30 µin]
Contact Mating Area Plating Material	Gold (Au)
Contact Type	Pin
Contact Current Rating (Max)	3 A

Termination Features

Termination Method to PCB	Through Hole - Solder
---------------------------	-----------------------

Mechanical Attachment

PCB Mount Retention	Without
PCB Mount Alignment	Without
Connector Mounting Type	Board Mount
Mating Alignment	Without

Housing Features

Housing Material	LCP
Centerline (Pitch)	2.54 mm[.1 in]

Dimensions

PCB Thickness (Recommended)	1.6 mm[.063 in]
-----------------------------	-----------------

Usage Conditions

Operating Temperature Range	-65 – 105 °C[-85 – 221 °F]
-----------------------------	----------------------------

Operation/Application

Circuit Application	Signal
---------------------	--------

Industry Standards

UL Flammability Rating	UL 94V-0
------------------------	----------

Packaging Features

Packaging Method	Carton
------------------	--------



Product Compliance

For compliance documentation, visit the product page on TE.com>

EU RoHS Directive 2011/65/EU	Compliant
EU ELV Directive 2000/53/EC	Compliant
China RoHS 2 Directive MIIT Order No 32, 2016	No Restricted Materials Above Threshold
EU REACH Regulation (EC) No. 1907/2006	Current ECHA Candidate List: JAN 2025 (247) Candidate List Declared Against: JAN 2025 (247) Does not contain REACH SVHC
Halogen Content	Low Bromine/Chlorine - Br and Cl < 900 ppm per homogenous material. Also BFR /CFR/PVC Free
Solder Process Capability	Pin-in-Paste capable to 260°C

Product Compliance Disclaimer

This information is provided based on reasonable inquiry of our suppliers and represents our current actual knowledge based on the information they provided. This information is subject to change. The part numbers that TE has identified as EU RoHS compliant have a maximum concentration of 0.1% by weight in homogenous materials for lead, hexavalent chromium, mercury, PBB, PBDE, DBP, BBP, DEHP, DIBP, and 0.01% for cadmium, or qualify for an exemption to these limits as defined in the Annexes of Directive 2011/65/EU (RoHS2). Finished electrical and electronic equipment products will be CE marked as required by Directive 2011/65/EU. Components may not be CE marked. Additionally, the part numbers that TE has identified as EU ELV compliant have a maximum concentration of 0.1% by weight in homogenous materials for lead, hexavalent chromium, and mercury, and 0.01% for cadmium, or qualify for an exemption to these limits as defined in the Annexes of Directive 2000/53/EC (ELV). Regarding the REACH Regulation, the information TE provides on SVHC in articles for this part number is based on the latest European Chemicals Agency (ECHA) 'Guidance on requirements for substances in articles' posted at this URL: <https://echa.europa.eu/guidance-documents/guidance-on-reach>

Compatible Parts



TE Part # 530153-2  
TDM SPRING SHUNT ASSY 2 POS



TE Part # 880584-7  
AMP SHUNT CONNECTOR ASS'Y



TE Part # 1-881545-2  
AMP SHUNT ASS'Y



TE Part # 1-880584-2  
SHUNT CONN. ASS'Y



TE Part # 881545-5  
AMP SHUNT ASS'Y



TE Part # 390088-5  
YELLOW HSG WITH 30AU CONTACT



TE Part # 390088-1  
BLACK HSG WITH 30AU CONTACT



TE Part # 881545-3  
SHUNT LP W/HANDLE 2 POS 50AU



TE Part # 880584-2  
SHUNT CONNECTOR



TE Part # 2-382811-0  
ECONOMY SHUNT, 30 AU BLACK



TE Part # 390088-3  
BLUE HSG WITH 30AU CONTACT

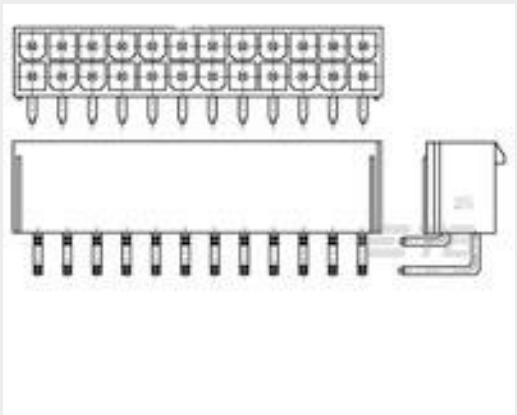


TE Part # 881545-2  
SHUNT LP W/HANDLE 2 POS 30AU

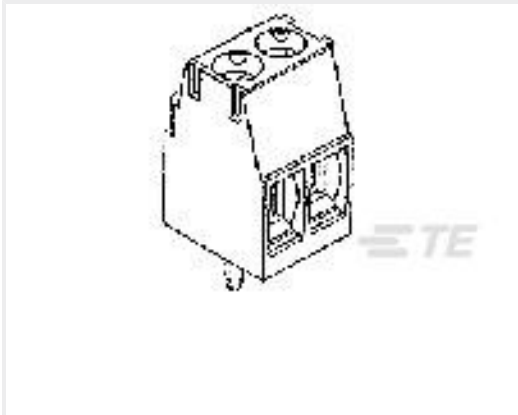


TE Part # 2-881545-2  
AMP SHUNT LOW PROFI

Customers Also Bought



TE Part #1586042-6  
6P VAL-U-LOK R/A HDR V0



TE Part #284391-3  
TERMI-BLOK PCB SIDE ENTRY STAC



TE Part #5-146253-4  
08 MODII HDR DRST B/A .100CL LF



TE Part #CM9832-000  
MT-LWA-.078-X-SP



TE Part #194939-000  
MFT-MT2000-NO.33-0-SP




TE Part #141853-000  
55PC0211-8-9



TE Part #1879061-3  
CPF 0402 10R 0.1% 25PPM 5K RL



TE Part #102160-1  
010 UNIV HDR RA 4S 30DP STD



Documents

Product Drawings

[02 MODII HDR SRST B/A .100CL](#)

English

CAD Files

[3D PDF](#)

3D

Customer View Model

[ENG\\_CVM\\_CVM\\_5-146277-2\\_E.2d\\_dxf.zip](#)

English

Customer View Model

[ENG\\_CVM\\_CVM\\_5-146277-2\\_E.3d\\_igs.zip](#)

English

Customer View Model

[ENG\\_CVM\\_CVM\\_5-146277-2\\_E.3d\\_stp.zip](#)

English

By downloading the CAD file I accept and agree to the [Terms and Conditions](#) of use.