

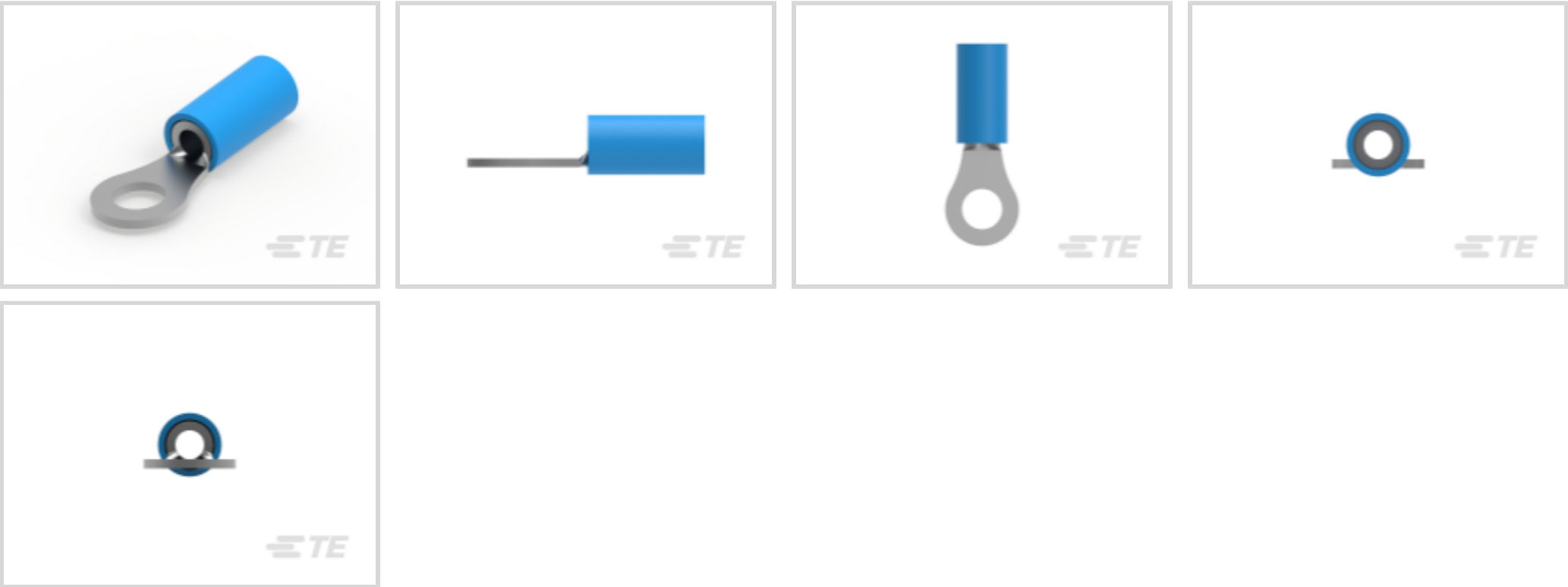


PIDG

TE Internal #: 51864-5
Closed Ring Tongue Terminal, 16 – 14 AWG, #8 / M4 Stud, 4.34 mm [.171 in] Stud Diameter, Closed Barrel, Straight, Tin Plating, Partially Insulated

[View on TE.com >](#)

Terminals & Splices > Ring Terminals > PIDG Ring Tongue Terminals



Ring Terminal Product Type: Closed Ring Tongue Terminal

Wire Size: 2050 – 5180 CMA

Stud Size: #8, M4

[All PIDG Ring Tongue Terminals \(410\)](#)

Features

Product Type Features

Ring Terminal Product Type	Closed Ring Tongue Terminal
Stud Size	#8, M4
Sealable	No
Wire Insulation Support Retention Type	Insulation Support

Configuration Features

Number of Holes	1
-----------------	---

Electrical Characteristics

Voltage Rating	300 V
----------------	-------

Body Features

Product Weight	1.014 g
Insulation Sleeve Color	Blue
Stripe Color	Blue

Contact Features

--	--



Barrel Type	Closed
Terminal Orientation	Straight
Terminal Plating Material	Tin

Mechanical Attachment

Wire Insulation Support	With
-------------------------	------

Dimensions

Wire Size	2050 – 5180 CMA
Stud Diameter	4.34 mm [.171 in]
Tongue Thickness	.79 mm [.031 in]
Product Length	21.44 mm [.844 in]
Compatible Insulation Diameter (Max)	3.81 mm [.15 in]
Compatible Insulation Diameter Range	2.67 – 3.81 mm [.105 – .15 in]

Usage Conditions

Insulation Option	Partially Insulated
-------------------	---------------------

Operation/Application

Compatible With Wire Base Material	Copper
Compatible With Wire Plating Material	Tin

Industry Standards

Government Qualified Terminal	No
-------------------------------	----

Packaging Features

Packaging Quantity	5000
Packaging Method	Tape Mounted

Product Compliance

For compliance documentation, visit the product page on TE.com>

EU RoHS Directive 2011/65/EU	Compliant
EU ELV Directive 2000/53/EC	Compliant
China RoHS 2 Directive MIIT Order No 32, 2016	No Restricted Materials Above Threshold
EU REACH Regulation (EC) No. 1907/2006	Current ECHA Candidate List: JAN 2025 (247) Candidate List Declared Against: JAN 2025 (247) Does not contain REACH SVHC

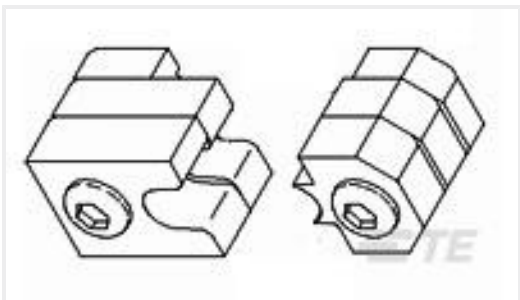









Halogen Content	Low Halogen - Br, Cl, F, I < 900 ppm per homogenous material. Also BFR/CFR/PVC Free
Solder Process Capability	Not applicable for solder process capability





Product Compliance Disclaimer

This information is provided based on reasonable inquiry of our suppliers and represents our current actual knowledge based on the information they provided. This information is subject to change. The part numbers that TE has identified as EU RoHS compliant have a maximum concentration of 0.1% by weight in homogenous materials for lead, hexavalent chromium, mercury, PBB, PBDE, DBP, BBP, DEHP, DIBP, and 0.01% for cadmium, or qualify for an exemption to these limits as defined in the Annexes of Directive 2011/65/EU (RoHS2). Finished electrical and electronic equipment products will be CE marked as required by Directive 2011/65/EU. Components may not be CE marked. Additionally, the part numbers that TE has identified as EU ELV compliant have a maximum concentration of 0.1% by weight in homogenous materials for lead, hexavalent chromium, and mercury, and 0.01% for cadmium, or qualify for an exemption to these limits as defined in the Annexes of Directive 2000/53/EC (ELV). Regarding the REACH Regulation, the information TE provides on SVHC in articles for this part number is based on the latest European Chemicals Agency (ECHA) ‘Guidance on requirements for substances in articles’ posted at this URL: <https://echa.europa.eu/guidance-documents/guidance-on-reach>

Compatible Parts


 <p>TE Part # 47807-1 DIES PIDG 16-14 DIE SET</p>	 <p>TE Part # 47806-2 DIES PIDG 22-16 DIE SET</p>	 <p>TE Part # 58423-1 DIE, RBY IS9252</p>	 <p>TE Part # 58433-3 PRO CR ASSY, RBY IS9252</p>
 <p>TE Part # 47387 DAHT PG PIDG 20-14 ASSY</p>	 <p>TE Part # 55823-1 RBY PRO CRIMPER KIT</p>	 <p>TE Part # 59824-1 TETRA-CRIMP PIDG PG FASTON 22-10 ASSY</p>	 <p>TE Part # 169404 CERTI-LOK DIE</p>

Also in the Series | PIDG

 <p>Compression Connectors(17)</p>	 <p>Crimp Wire Pins, Tabs & Ferrules(41)</p>	 <p>Hand Crimping Tools(2)</p>	 <p>Knife Disconnects(11)</p>
---	--	---	--



Ring Terminals(588)



Spade Terminals(228)




Special Purpose Terminals(1)




Splices(41)

Customers Also Bought



TE Part #1-2176573-2
RLC73PM 2A R056 1% 5K RL



TE Part #1-2176569-6
RLC73M 2A R082 1% 5K RL




TE Part #1-480701-9
03P UMNL CAP HSG BLK




TE Part #3-641237-4
04P MTA100 CONN ASSY RED 30AU




TE Part #1-111196-9
30 RCPT SYSTEM 50, LEAD FREE



TE Part #1-2176569-3
RLC73M 2A R062 1% 5K RL



TE Part #1-2176569-1
RLC73M 2A R051 1% 5K RL



TE Part #1-2176569-5
RLC73M 2A R075 1% 5K RL



TE Part #160163-2
RING TONGUE WITH IS 3.1-5.3 MM2 TPBR



TE Part #465468-2
INS TOOL TIP

Documents

Product Drawings
TERMINAL,PIDG R 16-14 8
English

CAD Files
3D PDF
3D
Customer View Model
ENG_CVM_CVM_51864-5_AF.2d_dxf.zip



English

Customer View Model

[ENG_CVM_CVM_51864-5_AF.3d_igs.zip](#)

English

Customer View Model

[ENG_CVM_CVM_51864-5_AF.3d_stp.zip](#)

English

By downloading the CAD file I accept and agree to the [Terms and Conditions](#) of use.

Instruction Sheets

[Instruction Sheet \(U.S.\)](#)

English

Agency Approvals

[UL Report](#)

English