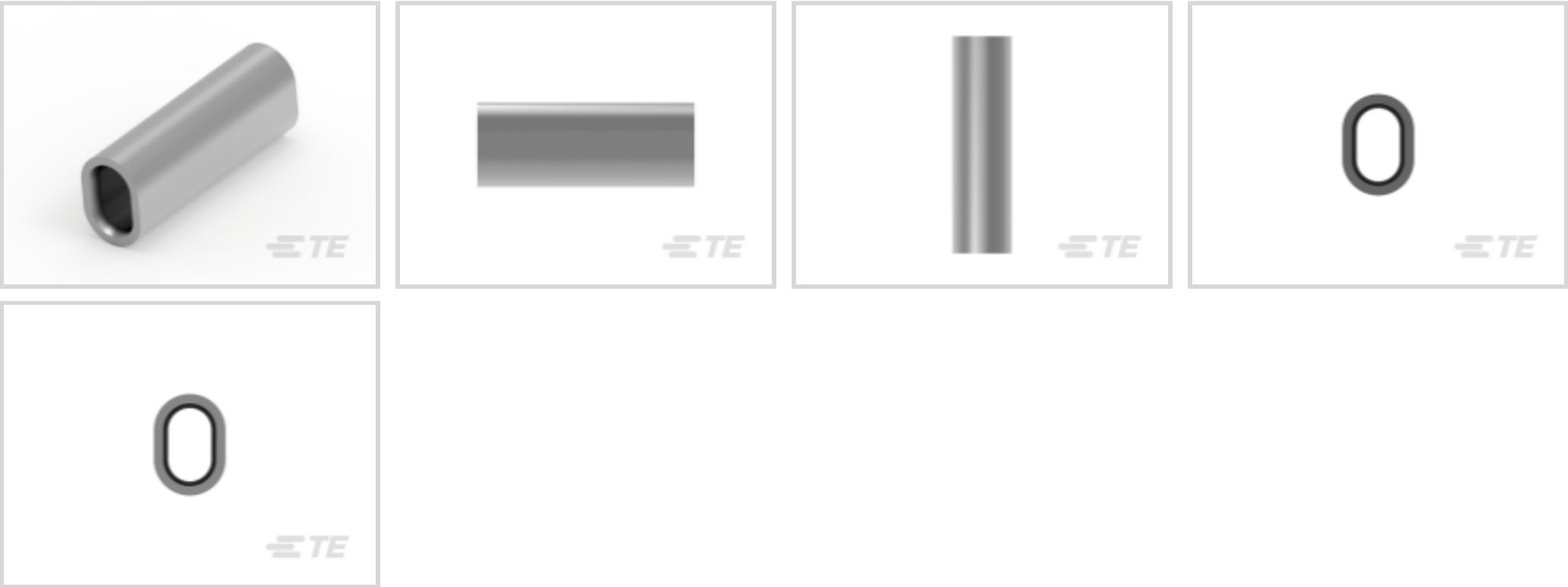




Terminals & Splices > Splices



Splice Type: **Parallel Splice**

Wire Size: **8 mm²**

Sealable: **No**

Splice Features: **Ovaled**

Features

Product Type Features

Splice Accessory Type	Splice
Splice Type	Parallel Splice
Sealable	No
Compatible With Discrete Wire Type	Solid, Stranded
Wire Insulation Support Retention Type	Non-Insulation Support

Configuration Features

Compatible With Wire & Cable Type	Discrete Wire
-----------------------------------	---------------

Body Features

Product Weight	4.296 g
Splice Features	Ovaled

Contact Features

	100 μin
Terminal Plating Material	Tin
Contact Base Material	Copper

Barrel Type	Closed
-------------	--------

Mechanical Attachment

Wire Insulation Support	Without
-------------------------	---------

Dimensions

Wire Size	13100 – 20800 CMA
Barrel Inside Diameter	4.37 mm[.172 in]
Terminal Material Thickness	1.22 mm[.048 in]
Product Length	21.01 mm[.827 in]

Usage Conditions

Insulation Option	Uninsulated
-------------------	-------------

Operation/Application

Compatible With Wire Base Material	Copper
------------------------------------	--------

Industry Standards

Government Qualified Splice	No
-----------------------------	----

Packaging Features

Packaging Quantity	100
Packaging Method	Loose Piece

Product Compliance

[For compliance documentation, visit the product page on TE.com>](#)

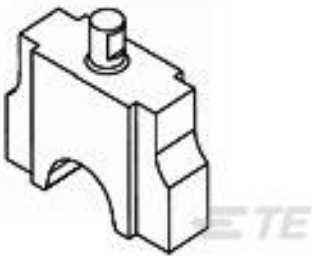
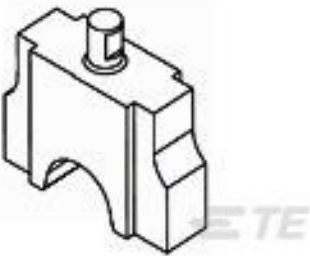

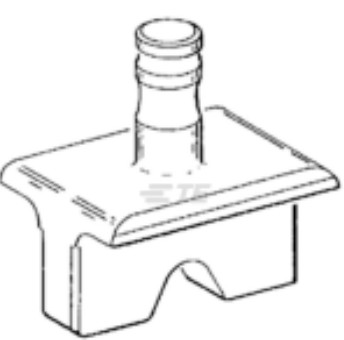




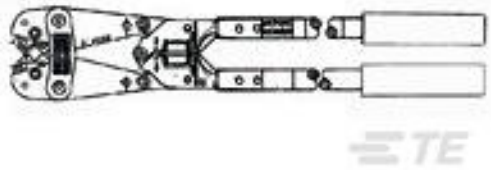


EU RoHS Directive 2011/65/EU	Compliant
EU ELV Directive 2000/53/EC	Compliant
China RoHS 2 Directive MIIT Order No 32, 2016	No Restricted Materials Above Threshold
EU REACH Regulation (EC) No. 1907/2006	Current ECHA Candidate List: JAN 2025 (247) Candidate List Declared Against: JUNE 2024 (241) Does not contain REACH SVHC
Halogen Content	Low Halogen - Br, Cl, F, I < 900 ppm per homogenous material. Also BFR/CFR/PVC Free
Solder Process Capability	Not applicable for solder process capability

Product Compliance Disclaimer




This information is provided based on reasonable inquiry of our suppliers and represents our current actual knowledge based on the information they provided. This information is subject to change. The part numbers that TE has identified as EU RoHS compliant have a maximum concentration of 0.1% by weight in homogenous materials for lead, hexavalent chromium, mercury, PBB, PBDE, DBP, BBP, DEHP, DIBP, and 0.01% for cadmium, or qualify for an exemption to these limits as defined in the Annexes of Directive 2011/65/EU (RoHS2). Finished electrical and electronic equipment products will be CE marked as required by Directive 2011/65/EU. Components may not be CE marked. Additionally, the part numbers that TE has identified as EU ELV compliant have a maximum concentration of 0.1% by weight in homogenous materials for lead, hexavalent chromium, and mercury, and 0.01% for cadmium, or qualify for an exemption to these limits as defined in the Annexes of Directive 2000/53/EC (ELV). Regarding the REACH Regulation, the information TE provides on SVHC in articles for this part number is based on the latest European Chemicals Agency (ECHA) 'Guidance on requirements for substances in articles' posted at this URL: <https://echa.europa.eu/guidance-documents/guidance-on-reach>


Compatible Parts

 <p>TE Part # 1901001-1 NEST #8</p>	 <p>TE Part # 1901002-2 INDENTER, SOLISTRAND</p>	 <p>TE Part # 48355 HYP8 SOLIS 8AWG INDENTER</p>	 <p>TE Part # 48126 HYP8 SOLIS 8AWG NEST</p>
 <p>TE Part # 601075 BANTAM ROTA-CRIMP TOOL</p>	 <p>TE Part # 1490413-1 HYP10 SOLIS 8AWG NEST</p>	 <p>TE Part # 1490414-1 HYP10 SOLIS 8AWG INDENTER</p>	 <p>TE Part # 69339 HHHT SOLIS SOLIS FLAG STRATO 8 ASSY</p>
 <p>TE Part # 600850 ROTO-CRIMP TOOL (ASI)</p>	 <p>TE Part # 69216 HYP8/10 SOLIS 8AWG DIE SET</p>	 <p>TE Part # 69355 HHHT SOLIS SOLIS FLAG STRATO 8 ASSY</p>	


Customers Also Bought




TE Part #61769-2
SPLICE 1200-2600 .020 NPST



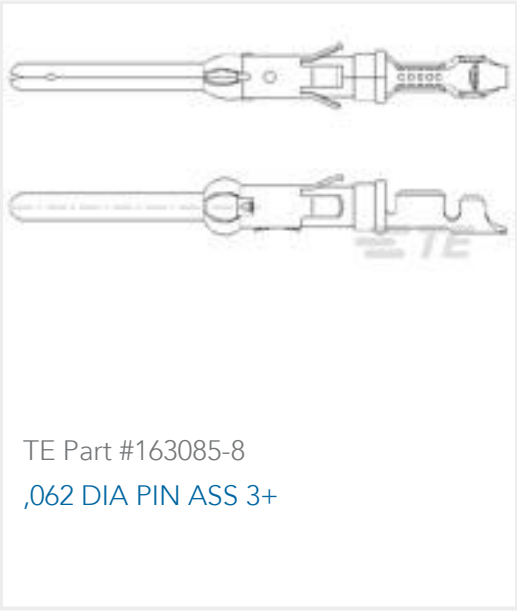
TE Part #5748678-1
2 PC PLST CBL CLMP KIT




TE Part #898206-000
HRHT-3/3




TE Part #1-1617805-6
TD228-1001P=TDFO 1SEC M83726/28-1001P



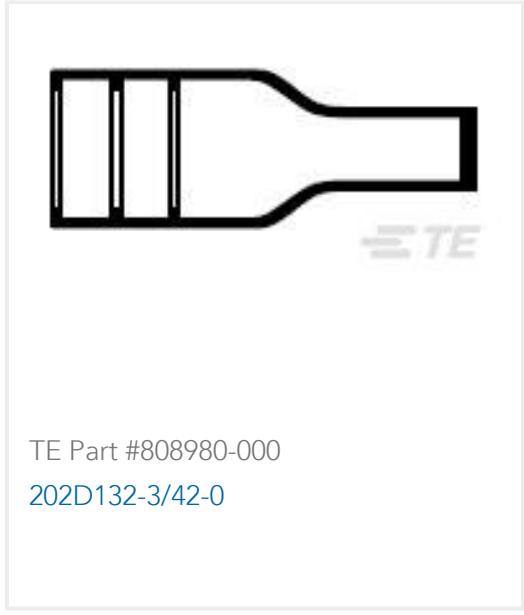
TE Part #163085-8
.062 DIA PIN ASS 3+



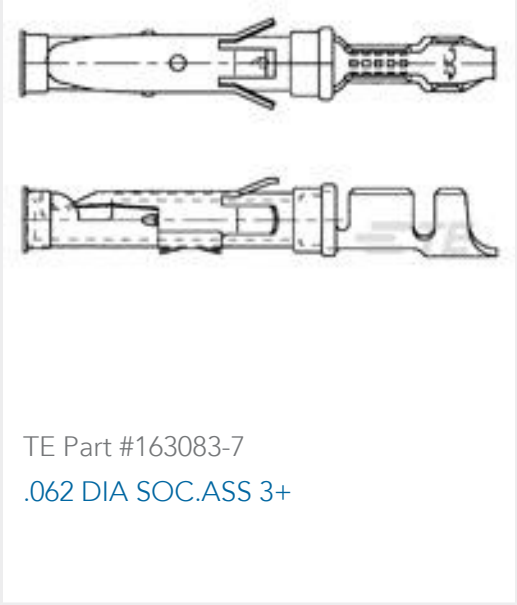
TE Part #134710-000
HRHT-2/3




TE Part #206705-4
CPC RECPT ASSEMBLY SIZE 13-9



TE Part #808980-000
202D132-3/42-0



TE Part #163083-7
.062 DIA SOC.ASS 3+



TE Part #2-1103101-3
HN.D.7.BU.C. 250 V

Documents

Product Drawings
SPLICE,SOLIS BUTT 8

English

CAD Files
3D PDF

3D

Customer View Model
ENG_CVM_CVM_51892_D.2d_dxf.zip

English

Customer View Model
ENG_CVM_CVM_51892_D.3d_igs.zip

English

Customer View Model
ENG_CVM_CVM_51892_D.3d_stp.zip

English

By downloading the CAD file I accept and agree to the [Terms and Conditions](#) of use.

Instruction Sheets

51892

Parallel Splice, 8 AWG, 8 mm² Wire, Ovaled, 13100 – 20800 CMA, Copper, 21.01 mm [.827 in] Length, Loose Piece, Closed Barrel, Solid / Stranded Wire



Instruction Sheet (U.S.)

English