




Terminals & Splices > Ring Terminals



Ring Terminal Product Type: Closed Ring Tongue Terminal

Wire Size: 33100 – 52600 CMA

Stud Size: #10

Features

Product Type Features

Ring Terminal Product Type	Closed Ring Tongue Terminal
Stud Size	#10
Sealable	No

Wire Insulation Support Retention Type	Insulation Support
--	--------------------

Configuration Features

Number of Holes	1
-----------------	---

Electrical Characteristics

Voltage Rating	600 V
----------------	-------

Contact Features

Barrel Type	Closed
Terminal Orientation	Straight
Terminal Plating Material	Tin

Mechanical Attachment

Wire Insulation Support	With
-------------------------	------

Dimensions



Wire Size	33100 – 52600 CMA
Stud Diameter	5 mm[.197 in]
Tongue Thickness	.79 mm[.031 in]
Product Length	49.48 mm[1.948 in]
Compatible Insulation Diameter (Max)	11.43 mm[.45 in]
Compatible Insulation Diameter Range	11.43 mm[.45 in]

Usage Conditions

Insulation Option	Partially Insulated
-------------------	---------------------

Operation/Application

Compatible With Wire Base Material	Copper
Compatible With Wire Plating Material	Tin

Industry Standards

Government Qualified Terminal	No
-------------------------------	----

Packaging Features

Packaging Quantity	100
Packaging Method	Loose Piece

Product Compliance

For compliance documentation, visit the product page on TE.com>

EU RoHS Directive 2011/65/EU	Compliant
EU ELV Directive 2000/53/EC	Compliant
China RoHS 2 Directive MIIT Order No 32, 2016	No Restricted Materials Above Threshold
EU REACH Regulation (EC) No. 1907/2006	Current ECHA Candidate List: JAN 2025 (247) Candidate List Declared Against: JUNE 2024 (241) Does not contain REACH SVHC
Halogen Content	Not Low Halogen - contains Br or Cl > 900 ppm.
Solder Process Capability	Not applicable for solder process capability

Product Compliance Disclaimer

This information is provided based on reasonable inquiry of our suppliers and represents our current actual knowledge based on the information they provided. This information is subject to change. The part numbers that TE has identified as EU RoHS compliant have a maximum concentration of 0.1% by weight in homogenous materials for lead, hexavalent chromium, mercury, PBB, PBDE, DBP, BBP, DEHP, DIBP, and 0.01% for cadmium, or qualify for an exemption to these limits as defined in the Annexes of Directive 2011/65/EU (RoHS2). Finished electrical and electronic equipment products



will be CE marked as required by Directive 2011/65/EU. Components may not be CE marked. Additionally, the part numbers that TE has identified as EU ELV compliant have a maximum concentration of 0.1% by weight in homogenous materials for lead, hexavalent chromium, and mercury, and 0.01% for cadmium, or qualify for an exemption to these limits as defined in the Annexes of Directive 2000/53/EC (ELV). Regarding the REACH Regulation, the information TE provides on SVHC in articles for this part number is based on the latest European Chemicals Agency (ECHA) 'Guidance on requirements for substances in articles' posted at this URL: <https://echa.europa.eu/guidance-documents/guidance-on-reach>

Compatible Parts



TE Part # 47822
HYP8 TERMINYL 4AWG DIE SET



TE Part # 48754-1
HYP8 PLASTI-GRIP 4AWG 69051 DIE SET




TE Part # 1490536-1
HYP10 PLASTI-GRIP 4AWG DIE SET




TE Part # 1490599-1
HYP10 TERMINYL 4AWG DIE SET


Also in the Series | PLASTI-GRIP




Compression Connectors(3)




Crimp Wire Pins, Tabs & Ferrules(20)



Ring Terminals(310)




Spade Terminals(158)




Splices(45)

Customers Also Bought




TE Part #52043-1
TERMINAL R PG 4 1/4



TE Part #52942
TERMINAL,PIDG SPR SPD 12-10 8



TE Part #69099
HYP8 12-350MCM 18T HEAD



TE Part #52043-3
TERMINAL R PG 4 1/4





TE Part #1-1546306-2
[12P.374" DR BARRIER STRIP](#)



TE Part #34128
[TERMINAL,SOLIS SPD 16-14 8](#)



TE Part #321871
[BODY SOLIS RING 2/0 3/8](#)



TE Part #52265
[TERMINAL R PG 6 10](#)



TE Part #52263-3
[TERMINAL R PG 8 10](#)



TE Part #NB13132001
[RNF-100-1-CL-STK](#)

Documents

Product Drawings

[TERMINAL R PG 4 10](#)

English

CAD Files

[3D PDF](#)

3D

Customer View Model

[ENG_CVM_CVM_52043-2_P.2d_dxf.zip](#)

English

Customer View Model

[ENG_CVM_CVM_52043-2_P.3d_igs.zip](#)

English

Customer View Model

[ENG_CVM_CVM_52043-2_P.3d_stp.zip](#)

English

[3D PDF](#)

English

Customer View Model

[ENG_CVM_52043-2_L.2d_dxf.zip](#)

English

Customer View Model

[ENG_CVM_52043-2_L.3d_igs.zip](#)

English

Customer View Model

[ENG_CVM_52043-2_L.3d_stp.zip](#)

English



By downloading the CAD file I accept and agree to the [Terms and Conditions](#) of use.

Product Specifications

Application Specification

English

Instruction Sheets

Instruction Sheet (U.S.)

English

Agency Approvals

UL Report

English