



Connectors > RF Connectors > Coax Connectors



RF Interface: **SMB**

RF Connector Style: **Jack**

RF Connector Mated Outer Diameter (Approximate): **4.75 mm [.187 in]**

Impedance: **75 Ω**

RF Connector Coupling Mechanism: **Quick Connect/Disconnect**

Features

Product Type Features

Connector Product Type	Connector Assembly
RF Interface	SMB
RF Connector Style	Jack
Connector System	Cable-to-Board
Sealable	No
Connector & Contact Terminates To	Printed Circuit Board

Configuration Features

PCB Mount Orientation	Right Angle
Number of Positions	1
Number of Coaxial Contacts	1

Electrical Characteristics

Impedance	75 Ω
-----------	------

Body Features

Body Material	Brass
Body Plating Material	Nickel

Contact Features

RF Connector Center Contact Underplating Material	Nickel
	30 μin
RF Connector Center Contact Plating Material	Gold (Au)
RF Connector Center Contact Material	Brass



Termination Features

Termination Method to PCB	Through Hole - Solder
Termination Post & Tail Length	4.45 mm[.175 in]

Mechanical Attachment

RF Connector Coupling Mechanism	Quick Connect/Disconnect
Connector Mounting Type	Board Mount
RF Contact Captivation Method	Mechanical
Detent	Without

Dimensions

Profile Height from PCB	9.78 mm[.385 in]
RF Connector Mated Outer Diameter (Approximate)	4.75 mm[.187 in]

Operation/Application

Operating Frequency	4 GHz
---------------------	-------

Packaging Features

Packaging Method	Carton
------------------	--------

Other

Additional Features	Board Standoff
Grade	Commercial
Dielectric Material	Polypropylene

Product Compliance

For compliance documentation, visit the product page on TE.com>

EU RoHS Directive 2011/65/EU	Compliant with Exemptions
EU ELV Directive 2000/53/EC	Compliant with Exemptions
China RoHS 2 Directive MIIT Order No 32, 2016	Restricted Materials Above Threshold
EU REACH Regulation (EC) No. 1907/2006	Current ECHA Candidate List: JAN 2025 (247) Candidate List Declared Against: JUNE 2024 (241) SVHC > Threshold: Pb (3.7% in Component Part) Article Safe Usage Statements: Do not eat, drink or smoke when using this product. Wash thoroughly after handling. Recycle if possible and dispose of the article by following all applicable governmental regulations relevant to your geographic location.
Halogen Content	Low Halogen - Br, Cl, F, I < 900 ppm per homogenous material. Also BFR/CFR/PVC



Free


Solder Process Capability

Wave solder capable to 265°C


Product Compliance Disclaimer

This information is provided based on reasonable inquiry of our suppliers and represents our current actual knowledge based on the information they provided. This information is subject to change. The part numbers that TE has identified as EU RoHS compliant have a maximum concentration of 0.1% by weight in homogenous materials for lead, hexavalent chromium, mercury, PBB, PBDE, DBP, BBP, DEHP, DIBP, and 0.01% for cadmium, or qualify for an exemption to these limits as defined in the Annexes of Directive 2011/65/EU (RoHS2). Finished electrical and electronic equipment products will be CE marked as required by Directive 2011/65/EU. Components may not be CE marked. Additionally, the part numbers that TE has identified as EU ELV compliant have a maximum concentration of 0.1% by weight in homogenous materials for lead, hexavalent chromium, and mercury, and 0.01% for cadmium, or qualify for an exemption to these limits as defined in the Annexes of Directive 2000/53/EC (ELV). Regarding the REACH Regulation, the information TE provides on SVHC in articles for this part number is based on the latest European Chemicals Agency (ECHA) ‘Guidance on requirements for substances in articles’ posted at this URL: <https://echa.europa.eu/guidance-documents/guidance-on-reach>


Customers Also Bought




TE Part #CAT-D48-ST273
DEUTSCH Solid Contacts




TE Part #206070-8
CABLE CLAMP KIT #17




TE Part #CAT-D487-W416
Wedgelocks: DEUTSCH DT



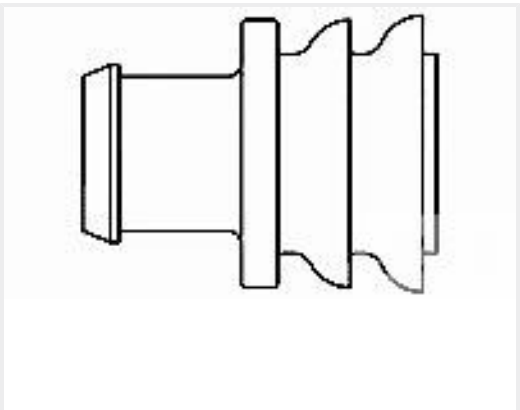
TE Part #DT06-2S
PLG, 2P, GRY, N



TE Part #DT04-2P
REC, 2P, GRY, N



TE Part #CAT-AM71-CH8172
AMP SUPERSEAL 1.5MM,
CONNECTOR HOUSING



TE Part #281934-2
SINGLE WIRE SEAL

Documents

Product Drawings
RTANG JACK,PCB,75 OHM,SMB
English

CAD Files
3D PDF
3D
Customer View Model
ENG_CVM_CVM_5221014-1_O.2d_dxf.zip
English
Customer View Model



[ENG_CVM_CVM_5221014-1_O.3d_igs.zip](#)

English

Customer View Model

[ENG_CVM_CVM_5221014-1_O.3d_stp.zip](#)

English

By downloading the CAD file I accept and agree to the [Terms and Conditions](#) of use.

Product Specifications

75 Ohm Mini-SMB Series Coaxial Connector

English

Product Specification

English

COMPACT FLASH CARD, 1.27mm(.050") PITCH

English

Product Specification

English