



Connectors > RF Connectors > Coax Connectors



RF Interface: **TNC**

RF Connector Style: **Plug**

RF Connector Mated Outer Diameter (Approximate): **16.26 mm [.64 in]**

Impedance: **50 Ω**

Compatible With RF Cable Type: **RG 141, RG 141A**

Features

Product Type Features

Connector Seal & Plug Type	Gasket
RF Interface	TNC
RF Connector Style	Plug
Compatible With RF Cable Type	RG 141, RG 141A
Connector System	Cable-to-Cable
Sealable	Yes
Connector & Contact Terminates To	Wire & Cable

Configuration Features

Number of Positions	1
Number of Coaxial Contacts	1

Electrical Characteristics

Impedance	50 Ω
-----------	------

Body Features

Cable Connector Orientation	Straight
Body Material	Brass
Body Plating Material	Nickel



Contact Features

Crimp Type	Dual Crimp
RF Connector Center Contact Underplating Material	Nickel
RF Connector Center Contact Plating Material	Gold (Au)
RF Connector Center Contact Material	Brass

Termination Features

Termination Method to Wire & Cable	Crimp
------------------------------------	-------

Mechanical Attachment

RF Connector Coupling Mechanism	Threaded
Connector Mounting Type	Cable Mount (Free-Hanging)
RF Contact Captivation Method	Mechanical
Detent	Without

Dimensions

RF Connector Mated Outer Diameter (Approximate)	16.26 mm[.64 in]
---	------------------

Operation/Application

Operating Frequency	11 GHz
---------------------	--------

Packaging Features

Packaging Method	Carton
------------------	--------

Other

Grade	Military
Dielectric Material	PTFE

Product Compliance

For compliance documentation, visit the product page on TE.com>

EU RoHS Directive 2011/65/EU	Compliant with Exemptions
EU ELV Directive 2000/53/EC	Compliant with Exemptions
China RoHS 2 Directive MIIT Order No 32, 2016	Restricted Materials Above Threshold
EU REACH Regulation (EC) No. 1907/2006	Current ECHA Candidate List: JAN 2025 (247) Candidate List Declared Against: JUL 2021 (219) SVHC > Threshold: Pb (3.7% in Component part) <small>Article Safe Usage Statements:</small>




Do not eat, drink or smoke when using this product. Wash thoroughly after handling. Recycle if possible and dispose of the article by following all applicable governmental regulations relevant to your geographic location.

Halogen Content	Low Bromine/Chlorine - Br and Cl < 900 ppm per homogenous material. Also BFR /CFR/PVC Free
Solder Process Capability	Not applicable for solder process capability


Product Compliance Disclaimer

This information is provided based on reasonable inquiry of our suppliers and represents our current actual knowledge based on the information they provided. This information is subject to change. The part numbers that TE has identified as EU RoHS compliant have a maximum concentration of 0.1% by weight in homogenous materials for lead, hexavalent chromium, mercury, PBB, PBDE, DBP, BBP, DEHP, DIBP, and 0.01% for cadmium, or qualify for an exemption to these limits as defined in the Annexes of Directive 2011/65/EU (RoHS2). Finished electrical and electronic equipment products will be CE marked as required by Directive 2011/65/EU. Components may not be CE marked. Additionally, the part numbers that TE has identified as EU ELV compliant have a maximum concentration of 0.1% by weight in homogenous materials for lead, hexavalent chromium, and mercury, and 0.01% for cadmium, or qualify for an exemption to these limits as defined in the Annexes of Directive 2000/53/EC (ELV). Regarding the REACH Regulation, the information TE provides on SVHC in articles for this part number is based on the latest European Chemicals Agency (ECHA) ‘Guidance on requirements for substances in articles’ posted at this URL: <https://echa.europa.eu/guidance-documents/guidance-on-reach>

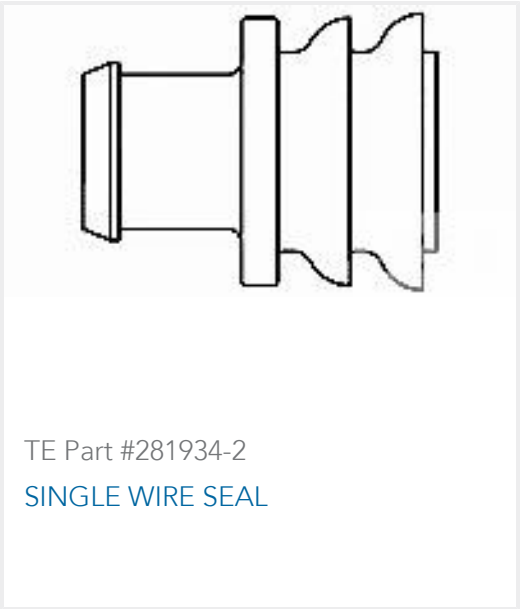
Customers Also Bought




TE Part #114017-ZZ
SEALING PLUG, SIZE 12/16, WHT




TE Part #CAT-AM71-CH8172
AMP SUPERSEAL 1.5MM, CONNECTOR HOUSING




TE Part #281934-2
SINGLE WIRE SEAL




TE Part #CAT-D48-ST273
DEUTSCH Solid Contacts



TE Part #CAT-D487-W416
Wedgelocks: DEUTSCH DT



TE Part #DT06-2S
PLG, 2P, GRY, N



TE Part #DT04-2P
REC, 2P, GRY, N

Documents

- CAD Files
- 3D PDF
- 3D
- Customer View Model
- ENG_CVM_CVM_5225555-5_O.2d_dxf.zip
- English
- Customer View Model



[ENG_CVM_CVM_5225555-5_O.3d_igs.zip](#)

English

Customer View Model

[ENG_CVM_CVM_5225555-5_O.3d_stp.zip](#)

English

By downloading the CAD file I accept and agree to the [Terms and Conditions](#) of use.

Datasheets & Catalog Pages

[BNC Connectors](#)

English