



Connectors > RF Connectors > Coax Connectors



RF Interface: **BNC**

RF Connector Style: **Jack**

RF Connector Mated Outer Diameter (Approximate): **14.53 mm [ .572 in ]**

Impedance: **50 Ω**

Compatible With RF Cable Type: **RG 59, RG 59A, RG 59B, RG 62, RG 62A, RG 62B**

Features

Product Type Features

Connector Seal & Plug Type	Gasket
RF Interface	BNC
RF Connector Style	Jack
Compatible With RF Cable Type	RG 59, RG 59A, RG 59B, RG 62, RG 62A, RG 62B
Connector System	Cable-to-Board
Sealable	Yes
Connector & Contact Terminates To	Wire & Cable

Configuration Features

Number of Positions	1
Number of Coaxial Contacts	1

Electrical Characteristics

Impedance	50 Ω
-----------	------

Body Features

Cable Connector Orientation	Straight
Body Material	Zinc



Body Plating Material	Nickel
-----------------------	--------

Contact Features

Crimp Type	Dual Crimp
RF Connector Center Contact Underplating Material	Nickel
	1080 µin
RF Connector Center Contact Plating Material	Gold (Au)
RF Connector Center Contact Material	Beryllium Copper

Termination Features

Termination Method to Wire & Cable	Crimp
------------------------------------	-------

Mechanical Attachment

Panel Attachment Style	Rear Mount
RF Connector Coupling Mechanism	Bayonet
Connector Mounting Type	Panel Mount
RF Contact Captivation Method	Mechanical
Detent	With

Dimensions

RF Connector Mated Outer Diameter (Approximate)	14.53 mm[.572 in]
---	-------------------

Usage Conditions

Insulation Option	Uninsulated
-------------------	-------------

Operation/Application

Operating Frequency	4 GHz
---------------------	-------

Packaging Features

Packaging Method	Carton
------------------	--------

Other

Coupling Nut Base Material	Brass
Grade	Commercial
Dielectric Material	Polypropylene

Product Compliance

For compliance documentation, visit the product page on TE.com>

EU RoHS Directive 2011/65/EU	Compliant with Exemptions
EU ELV Directive 2000/53/EC	Compliant with Exemptions




China RoHS 2 Directive MIIT Order No 32, 2016	Restricted Materials Above Threshold
EU REACH Regulation (EC) No. 1907/2006	Current ECHA Candidate List: JAN 2025 (247) Candidate List Declared Against: JUNE 2024 (241) SVHC > Threshold: Pb (3.7% in Component Part) <b>Article Safe Usage Statements:</b> Do not eat, drink or smoke when using this product. Wash thoroughly after handling. Recycle if possible and dispose of the article by following all applicable governmental regulations relevant to your geographic location.
Halogen Content	Low Halogen - Br, Cl, F, I < 900 ppm per homogenous material. Also BFR/CFR/PVC Free
Solder Process Capability	Not applicable for solder process capability

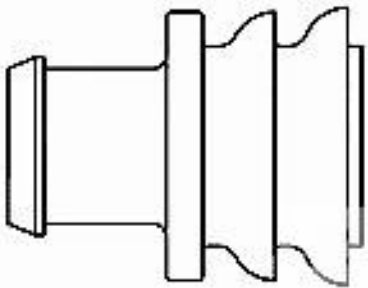
Product Compliance Disclaimer

This information is provided based on reasonable inquiry of our suppliers and represents our current actual knowledge based on the information they provided. This information is subject to change. The part numbers that TE has identified as EU RoHS compliant have a maximum concentration of 0.1% by weight in homogenous materials for lead, hexavalent chromium, mercury, PBB, PBDE, DBP, BBP, DEHP, DIBP, and 0.01% for cadmium, or qualify for an exemption to these limits as defined in the Annexes of Directive 2011/65/EU (RoHS2). Finished electrical and electronic equipment products will be CE marked as required by Directive 2011/65/EU. Components may not be CE marked. Additionally, the part numbers that TE has identified as EU ELV compliant have a maximum concentration of 0.1% by weight in homogenous materials for lead, hexavalent chromium, and mercury, and 0.01% for cadmium, or qualify for an exemption to these limits as defined in the Annexes of Directive 2000/53/EC (ELV). Regarding the REACH Regulation, the information TE provides on SVHC in articles for this part number is based on the latest European Chemicals Agency (ECHA) ‘Guidance on requirements for substances in articles’ posted at this URL: <https://echa.europa.eu/guidance-documents/guidance-on-reach>


Customers Also Bought




TE Part #CAT-AM71-CH8172  
AMP SUPERSEAL 1.5MM,  
CONNECTOR HOUSING




TE Part #281934-2  
SINGLE WIRE SEAL




TE Part #114017-ZZ  
SEALING PLUG, SIZE 12/16, WHT




TE Part #CAT-D48-ST273  
DEUTSCH Solid Contacts



TE Part #CAT-D487-W416  
Wedgelocks: DEUTSCH DT



TE Part #DT06-2S  
PLG, 2P, GRY, N



TE Part #DT04-2P  
REC, 2P, GRY, N

Documents



Product Drawings

JACK,BHD,COML,SERIES BNC,GOLD

English

CAD Files

3D PDF

3D

Customer View Model

ENG\_CVM\_CVM\_5228980-6\_A.2d\_dxf.zip

English

Customer View Model

ENG\_CVM\_CVM\_5228980-6\_A.3d\_igs.zip

English

Customer View Model

ENG\_CVM\_CVM\_5228980-6\_A.3d\_stp.zip

English

By downloading the CAD file I accept and agree to the [Terms and Conditions](#) of use.

Datasheets & Catalog Pages

BNC Connectors

English

Product Specifications

Product Specification

English

Commercial BNC Coaxial Bulkhead Jacks

English