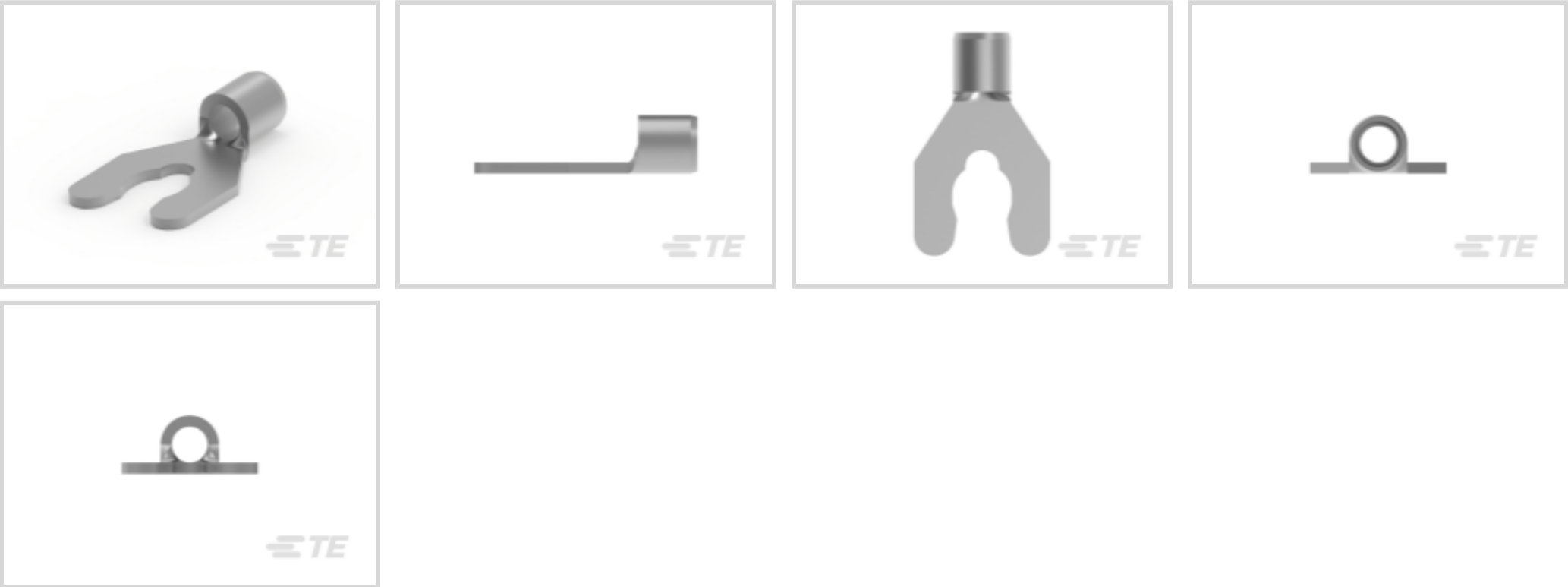




Terminals & Splices > Spade Terminals



Spade Terminal Type: **Spring Spade Terminal**
Wire Size: **2050 – 5180 CMA**
Stud Size: **#8, M4**

Features

Product Type Features

| | |
|--|------------------------|
| Stud Size | #8, M4 |
| Sealable | No |
| Wire Insulation Support Retention Type | Non-Insulation Support |

Contact Features

| | |
|---------------------------|-----------------------|
| Spade Terminal Type | Spring Spade Terminal |
| Barrel Type | Closed |
| Terminal Orientation | Straight |
| Terminal Plating Material | Tin |

Mechanical Attachment

| | |
|-------------------------|---------|
| Wire Insulation Support | Without |
|-------------------------|---------|

Dimensions

| | |
|------------------------|-------------------|
| Wire Size | 2050 – 5180 CMA |
| Stud Diameter | 4.17 mm[.164 in] |
| Tongue Thickness | .79 mm[.031 in] |
| Product Length | 16.15 mm[.636 in] |
| Barrel Inside Diameter | 2.26 mm[.089 in] |



Usage Conditions

| | |
|-------------------|-------------|
| Insulation Option | Uninsulated |
|-------------------|-------------|

Operation/Application

| | |
|---------------------------------------|--------|
| Compatible With Wire Base Material | Copper |
| Compatible With Wire Plating Material | Tin |

Industry Standards

| | |
|-------------------------------|----|
| Government Qualified Terminal | No |
|-------------------------------|----|

Packaging Features

| | |
|--------------------|-------------|
| Packaging Quantity | 1000 |
| Packaging Method | Loose Piece |

Other

| | |
|------|--------|
| Line | Budget |
|------|--------|

Product Compliance

For compliance documentation, visit the product page on TE.com>

| | |
|---|---|
| EU RoHS Directive 2011/65/EU | Compliant |
| EU ELV Directive 2000/53/EC | Compliant |
| China RoHS 2 Directive MIIT Order No 32, 2016 | No Restricted Materials Above Threshold |
| EU REACH Regulation (EC) No. 1907/2006 | Current ECHA Candidate List: JAN 2025 (247) Candidate List Declared Against: JAN 2025 (247) Does not contain REACH SVHC |
| Halogen Content | Low Halogen - Br, Cl, F, I < 900 ppm per homogenous material. Also BFR/CFR/PVC Free |
| Solder Process Capability | Not reviewed for solder process capability |









Product Compliance Disclaimer

This information is provided based on reasonable inquiry of our suppliers and represents our current actual knowledge based on the information they provided. This information is subject to change. The part numbers that TE has identified as EU RoHS compliant have a maximum concentration of 0.1% by weight in homogenous materials for lead, hexavalent chromium, mercury, PBB, PBDE, DBP, BBP, DEHP, DIBP, and 0.01% for cadmium, or qualify for an exemption to these limits as defined in the Annexes of Directive 2011/65/EU (RoHS2). Finished electrical and electronic equipment products will be CE marked as required by Directive 2011/65/EU. Components may not be CE marked. Additionally, the part numbers that TE has identified as EU ELV compliant have a maximum concentration of 0.1% by weight in homogenous materials for lead, hexavalent chromium, and mercury, and 0.01% for cadmium, or qualify for an exemption to these limits as defined in the Annexes of Directive 2000/53/EC (ELV). Regarding the REACH Regulation, the information TE provides



on SVHC in articles for this part number is based on the latest European Chemicals Agency (ECHA) ‘Guidance on requirements for substances in articles’ posted at this URL: <https://echa.europa.eu/guidance-documents/guidance-on-reach>

Customers Also Bought

| | | | |
|--|--|--|--|
|  <p>TE Part #52955 TERMINAL,PG SPR SPD 16-14 6</p> |  <p>TE Part #640716-1 09P UMNL STR/REL & INSRT</p> |  <p>TE Part #2-34149-1 PG R 22-16 COMM 22-18 MIL 10</p> |  <p>TE Part #2-520129-2 ULTRAFAST 250 ASSY FLAG 22-18 TPBR LP</p> |
|  <p>TE Part #6264570001 RPS-1K-18-12/2.0-S2-9</p> |  <p>TE Part #202507-1 CONTACT PIN ASSY.</p> |  <p>TE Part #770251-3 UMNL II SOK PTPHBZ LP 20-14</p> |  <p>TE Part #EA3928-000 CI-781-122MR</p> |

Documents

Product Drawings
TERMINAL,BUDG SPR SPD 16-14 8
English

CAD Files
3D PDF
3D
Customer View Model
ENG_CVM_CVM_53011-1_U.2d_dxf.zip
English
Customer View Model
ENG_CVM_CVM_53011-1_U.3d_igs.zip
English
Customer View Model
ENG_CVM_CVM_53011-1_U.3d_stp.zip
English

By downloading the CAD file I accept and agree to the [Terms and Conditions](#) of use.

Instruction Sheets
Instruction Sheet (U.S.)
English



[Agency Approvals](#)

[UL Report](#)

English