




Terminals & Splices > Spade Terminals



Spade Terminal Type: **Spring Spade Terminal**

Wire Size: **5180 – 13100 CMA**

Stud Size: **#6, M3.5**

Features

Product Type Features

Stud Size	#6, M3.5
Sealable	No
Wire Insulation Support Retention Type	Non-Insulation Support

Contact Features

Spade Terminal Type	Spring Spade Terminal
Barrel Type	Closed
Terminal Orientation	Straight
Terminal Plating Material	Tin

Mechanical Attachment

Wire Insulation Support	Without
-------------------------	---------

Dimensions

Wire Size	5180 – 13100 CMA
Stud Diameter	3.51 mm[.138 in]
Tongue Thickness	.99 mm[.039 in]
Product Length	16.15 mm[.636 in]



Barrel Inside Diameter	3.28 mm[.129 in]
------------------------	------------------

Usage Conditions

Insulation Option	Uninsulated
-------------------	-------------

Operation/Application

Compatible With Wire Base Material	Copper
Compatible With Wire Plating Material	Tin

Industry Standards

Government Qualified Terminal	No
-------------------------------	----

Packaging Features

Packaging Quantity	2500
Packaging Method	Tape Mounted

Product Compliance

For compliance documentation, visit the product page on TE.com>

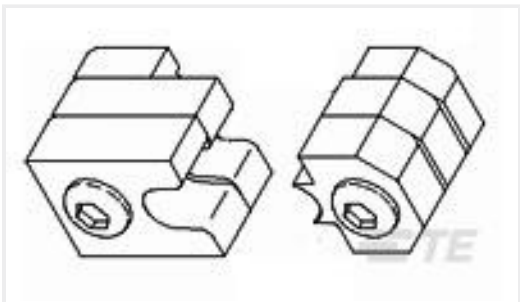
EU RoHS Directive 2011/65/EU	Compliant
EU ELV Directive 2000/53/EC	Compliant
China RoHS 2 Directive MIIT Order No 32, 2016	No Restricted Materials Above Threshold
EU REACH Regulation (EC) No. 1907/2006	Current ECHA Candidate List: JAN 2025 (247) Candidate List Declared Against: JUNE 2024 (241) Does not contain REACH SVHC
Halogen Content	Low Halogen - Br, Cl, F, I < 900 ppm per homogenous material. Also BFR/CFR/PVC Free
Solder Process Capability	Not applicable for solder process capability

Product Compliance Disclaimer

This information is provided based on reasonable inquiry of our suppliers and represents our current actual knowledge based on the information they provided. This information is subject to change. The part numbers that TE has identified as EU RoHS compliant have a maximum concentration of 0.1% by weight in homogenous materials for lead, hexavalent chromium, mercury, PBB, PBDE, DBP, BBP, DEHP, DIBP, and 0.01% for cadmium, or qualify for an exemption to these limits as defined in the Annexes of Directive 2011/65/EU (RoHS2). Finished electrical and electronic equipment products will be CE marked as required by Directive 2011/65/EU. Components may not be CE marked. Additionally, the part numbers that TE has identified as EU ELV compliant have a maximum concentration of 0.1% by weight in homogenous materials for lead, hexavalent chromium, and mercury, and 0.01% for cadmium, or qualify for an exemption to these limits as defined in the Annexes of Directive 2000/53/EC (ELV). Regarding the REACH Regulation, the information TE provides on SVHC in articles for this part number is based on the latest European Chemicals Agency (ECHA) ‘Guidance on requirements for substances in articles’ posted at this URL: <https://echa.europa.eu/guidance-documents/guidance-on-reach>



Compatible Parts



TE Part # 47814
DIE SOLIS 12-10 DIE SET



TE Part # 49935
DAHT SOLIS 22-10 ASSY



TE Part # 58546-1
PC 22-10 SOLISSPICE SPL I SHT



TE Part # 58545-3
SDE DIE ASSY. 22-10 SOLISTRAND



TE Part # 58545-1
SOLISTRAND 10-22 DIE ASSY

Customers Also Bought



TE Part #4-520447-2
ULTRA-FAST 250 ASY REC 12-10 AWG TPBR



TE Part #1-1546306-0
10P.374" DR BARRIER STRIP



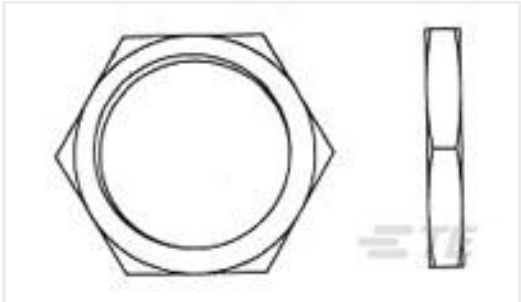
TE Part #FC2231-0000-0100-L
MID RANGE COMPRESSION SENSOR



TE Part #131443
PG, WIRE TAB ASSY, 22-16



TE Part #160292
PLASTI-GRIP, RING, 12-10 M5



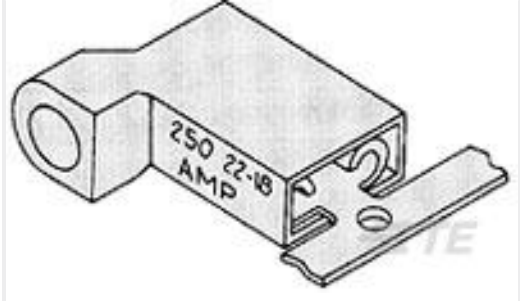
TE Part #1445904-1
NUT,JAM,3/4-20,PKG QTY 100



TE Part #2151034-2
OCEAN_2.0_APPLICATOR-S-176O-SSA



TE Part #36161
TERMINAL,PIDG R 12-10 10



TE Part #3-520132-2
ULTRAFAST 250 ASSY FLAG REC 16-14 TPBR



TE Part #60851-1
250 FASTON REC 12-10 AWG TPBR



Documents

Product Drawings

TERMINAL,SOLIS SPR SPD 12-10 6

English

CAD Files

3D PDF

3D

Customer View Model

ENG_CVM_CVM_53126-2_C.2d_dxf.zip

English

Customer View Model

ENG_CVM_CVM_53126-2_C.3d_igs.zip

English

Customer View Model

ENG_CVM_CVM_53126-2_C.3d_stp.zip

English

By downloading the CAD file I accept and agree to the [Terms and Conditions](#) of use.

Instruction Sheets

Instruction Sheet (U.S.)

English

Agency Approvals

UL Report

English