



Connectors > PCB Connectors > PCB Headers & Receptacles



PCB Connector Type: **PCB Mount Receptacle**

PCB Mount Orientation: **Right Angle**

Connector System: **Board-to-Board**

Number of Positions: **165**

Number of Rows: **3**

Features

Product Type Features

PCB Connector Type	PCB Mount Receptacle
Connector System	Board-to-Board
Sealable	No
Connector & Contact Terminates To	Printed Circuit Board
Connector Product Type	Connector Assembly

Configuration Features

Stackable	No
PCB Mount Orientation	Right Angle
Number of Positions	165
Number of Rows	3

Electrical Characteristics

Insulation Resistance	3 MΩ
-----------------------	------

Body Features

Primary Product Color	Black
-----------------------	-------



Contact Features

Contact Mating Area Plating Material Thickness	.76 µm[30 µin]
Mating Square Post Dimension	.64 mm[.025 in]
Contact Shape & Form	Four Beam
Contact Layout	Matrix
Contact Base Material	Copper Alloy
PCB Contact Termination Area Plating Material	Tin
Contact Mating Area Plating Material	Gold (Au)
Contact Type	Socket
Contact Current Rating (Max)	3 A

Termination Features

Rectangular Termination Post & Tail Width	.58 mm[.023 in]
Rectangular Termination Post & Tail Thickness	.25 mm[.01 in]
Termination Post & Tail Length	4.57 mm[.18 in]
Termination Method to PCB	Through Hole - Solder

Mechanical Attachment

Mating Alignment Type	Keyed
PCB Mount Retention	Without
PCB Mount Alignment	Without
Connector Mounting Type	Board Mount
Mating Alignment	Without

Housing Features

Housing Material	Thermoplastic
Centerline (Pitch)	2.54 mm[.1 in]

Dimensions

PCB Thickness (Recommended)	2.36 mm[.76 in]
Connector Height	9.14 mm[.36 in]

Usage Conditions

Housing Temperature Rating	High
Operating Temperature Range	-65 – 125 °C[-85 – 257 °F]

Operation/Application

Assembly Process Feature	None
--------------------------	------



Circuit Application	Signal
---------------------	--------

Industry Standards

UL Flammability Rating	UL 94V-0
------------------------	----------

Packaging Features

Packaging Quantity	3
Packaging Method	Tube

Product Compliance

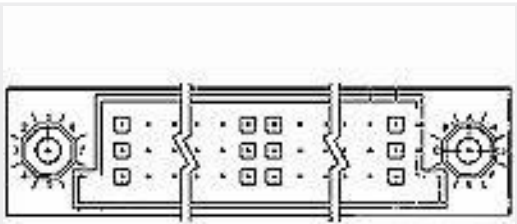
For compliance documentation, visit the product page on TE.com>

EU RoHS Directive 2011/65/EU	Not Compliant
EU ELV Directive 2000/53/EC	Compliant with Exemptions
China RoHS 2 Directive MIIT Order No 32, 2016	Restricted Materials Above Threshold
EU REACH Regulation (EC) No. 1907/2006	Current ECHA Candidate List: JAN 2025 (247) Candidate List Declared Against: JUL 2021 (219) SVHC > Threshold: Pb (.13%) <b>Article Safe Usage Statements:</b> Do not eat, drink or smoke when using this product. Wash thoroughly after handling. Recycle if possible and dispose of the article by following all applicable governmental regulations relevant to your geographic location.
Halogen Content	BFR/CFR/PVC Free, but Br/Cl >900 ppm in other sources.
Solder Process Capability	Not lead free process capable

Product Compliance Disclaimer

This information is provided based on reasonable inquiry of our suppliers and represents our current actual knowledge based on the information they provided. This information is subject to change. The part numbers that TE has identified as EU RoHS compliant have a maximum concentration of 0.1% by weight in homogenous materials for lead, hexavalent chromium, mercury, PBB, PBDE, DBP, BBP, DEHP, DIBP, and 0.01% for cadmium, or qualify for an exemption to these limits as defined in the Annexes of Directive 2011/65/EU (RoHS2). Finished electrical and electronic equipment products will be CE marked as required by Directive 2011/65/EU. Components may not be CE marked. Additionally, the part numbers that TE has identified as EU ELV compliant have a maximum concentration of 0.1% by weight in homogenous materials for lead, hexavalent chromium, and mercury, and 0.01% for cadmium, or qualify for an exemption to these limits as defined in the Annexes of Directive 2000/53/EC (ELV). Regarding the REACH Regulation, the information TE provides on SVHC in articles for this part number is based on the latest European Chemicals Agency (ECHA) ‘Guidance on requirements for substances in articles’ posted at this URL: <https://echa.europa.eu/guidance-documents/guidance-on-reach>

Compatible Parts



TE Part # 5532433-8  
ASSY,PIN,VERTICAL,HDI,LEAD-FRE



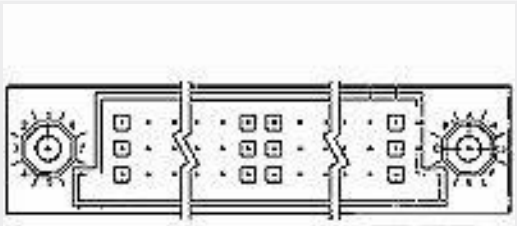
TE Part # 532446-5  
HDI PIN ASSY 2 ROW 60 POS



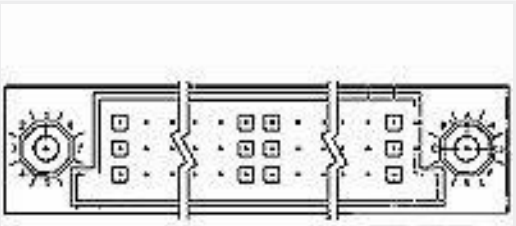
TE Part # 532433-8  
HDI PIN ASSY 3 ROW 165 POS



TE Part # 532447-8  
HDI PIN ASSY 3 ROW 165 POS



TE Part # 533061-8  
HDI PIN ASSY 3 ROW 165 POS



TE Part # 650841-1  
HDI PIN ASSY 3ROW 165/107 POS

Customers Also Bought



TE Part #1-770969-1  
06P MINI UMNL R/A HDR ASSY LF



TE Part #223956-1  
STV ERMZUB FUEHRUNGSBOLZEN J  
\* M 1 \* \* \*



TE Part #1-794065-1  
08P MINI UMNL HDR W/DH AU LF



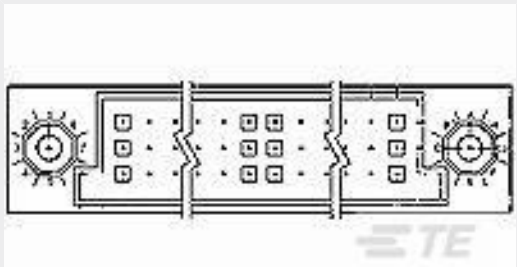
TE Part #5747843-4  
37 MSFL PLUG RA 318 (IN,FM,BL)



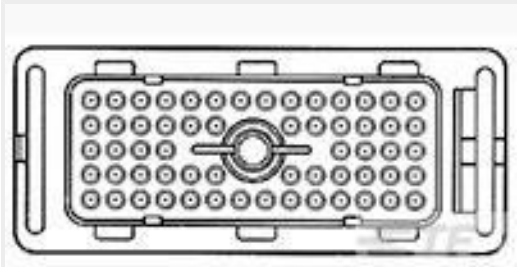
TE Part #5-2271143-2  
M12 FEMALE PNL.A CODE.8P.PCB  
TYPE.(AU)



TE Part #532430-5  
HDI PIN ASSY 2 ROW 60 POS



TE Part #1-532433-1  
HDI PIN ASSY 3 ROW 210 POS



TE Part #211580-5  
MMATE,RCPT,62P,PSTD LF



TE Part #CAT-AM74-UN384H  
AMP-LATCH UNIVERSAL HEADERS

Documents



Product Drawings

HDI RECP ASSY 3 ROW 165 POS

English

CAD Files

3D PDF

3D

Customer View Model

ENG\_CVM\_CVM\_532431-8\_U.2d\_dxf.zip

English

Customer View Model

ENG\_CVM\_CVM\_532431-8\_U.3d\_igs.zip

English

Customer View Model

ENG\_CVM\_CVM\_532431-8\_U.3d\_stp.zip

English

By downloading the CAD file I accept and agree to the [Terms and Conditions](#) of use.

Datasheets & Catalog Pages

1-1773957-5\_AMP\_HDI\_BTBT\_CONNECTORS\_EN

English

Product Specifications

Application Specification

English

Instruction Sheets

Instruction Sheet (U.S.)

English

Agency Approvals

Agency Approval Document

English