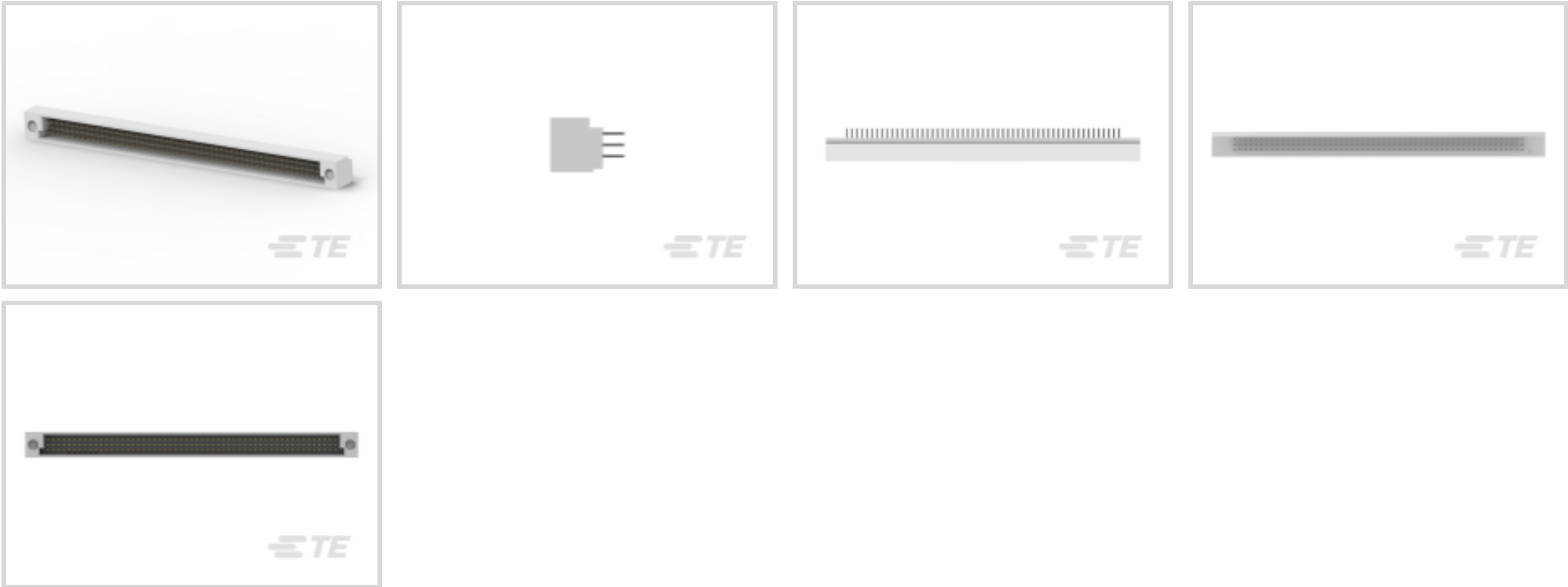




Connectors > PCB Connectors > PCB Headers & Receptacles



PCB Connector Type: **PCB Mount Header**

PCB Mount Orientation: **Vertical**

Connector System: **Board-to-Board**

Number of Positions: **165**

Number of Rows: **3**

Features

Product Type Features

PCB Connector Type	PCB Mount Header
Connector System	Board-to-Board
Header Type	Fully Shrouded
Sealable	No
Connector & Contact Terminates To	Printed Circuit Board
Connector Product Type	Connector Assembly

Configuration Features

Stackable	No
PCB Mount Orientation	Vertical
Number of Positions	165
Number of Rows	3

Electrical Characteristics

Insulation Resistance	3 MΩ
-----------------------	------

Body Features



Primary Product Color	Black
-----------------------	-------

Contact Features

Contact Mating Area Plating Material Thickness	.76 µm[30 µin]
Mating Square Post Dimension	.64 mm[.025 in]
Contact Shape & Form	Four Beam
Contact Layout	Matrix
Contact Mating Area Length	5.33 mm
Contact Base Material	Phosphor Bronze
PCB Contact Termination Area Plating Material	Tin
Contact Mating Area Plating Material	Gold (Au)
Contact Type	Pin
Contact Current Rating (Max)	3 A

Termination Features

Termination Post & Tail Length	4.83 mm[.19 in]
Square Termination Post & Tail Dimension	.64 mm[.025 in]
Termination Method to PCB	Through Hole - Solder

Mechanical Attachment

Mating Alignment Type	Keyed
PCB Mount Retention	Without
PCB Mount Alignment	Without
Connector Mounting Type	Board Mount
Mating Alignment	Without

Housing Features

Housing Material	Thermoplastic
Centerline (Pitch)	2.54 mm[.1 in]

Dimensions

PCB Thickness (Recommended)	1.57 mm[.76 in]
Connector Height	11.73 mm[.46 in]

Usage Conditions

Housing Temperature Rating	High
Operating Temperature Range	-65 – 125 °C[-85 – 257 °F]

Operation/Application



Solder Process Feature	Board Standoff
Circuit Application	Signal

Industry Standards

UL Flammability Rating	UL 94V-0
------------------------	----------

Packaging Features

Packaging Quantity	3
Packaging Method	Tube

Product Compliance

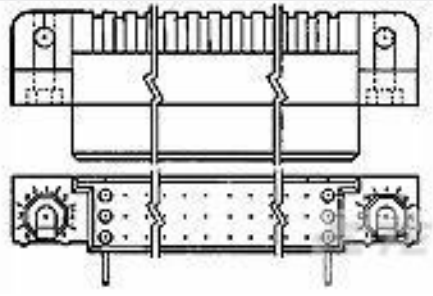
For compliance documentation, visit the product page on TE.com>

EU RoHS Directive 2011/65/EU	Not Compliant
EU ELV Directive 2000/53/EC	Compliant with Exemptions
China RoHS 2 Directive MIIT Order No 32, 2016	Restricted Materials Above Threshold
EU REACH Regulation (EC) No. 1907/2006	Current ECHA Candidate List: JAN 2025 (247) Candidate List Declared Against: JAN 2025 (247) SVHC > Threshold: Pb (13% in 4690948374) Article Safe Usage Statements: Do not eat, drink or smoke when using this product. Wash thoroughly after handling. Recycle if possible and dispose of the article by following all applicable governmental regulations relevant to your geographic location.
Halogen Content	Low Halogen - Br, Cl, F, I < 900 ppm per homogenous material. Also BFR/CFR/PVC Free
Solder Process Capability	Not lead free process capable

Product Compliance Disclaimer

This information is provided based on reasonable inquiry of our suppliers and represents our current actual knowledge based on the information they provided. This information is subject to change. The part numbers that TE has identified as EU RoHS compliant have a maximum concentration of 0.1% by weight in homogenous materials for lead, hexavalent chromium, mercury, PBB, PBDE, DBP, BBP, DEHP, DIBP, and 0.01% for cadmium, or qualify for an exemption to these limits as defined in the Annexes of Directive 2011/65/EU (RoHS2). Finished electrical and electronic equipment products will be CE marked as required by Directive 2011/65/EU. Components may not be CE marked. Additionally, the part numbers that TE has identified as EU ELV compliant have a maximum concentration of 0.1% by weight in homogenous materials for lead, hexavalent chromium, and mercury, and 0.01% for cadmium, or qualify for an exemption to these limits as defined in the Annexes of Directive 2000/53/EC (ELV). Regarding the REACH Regulation, the information TE provides on SVHC in articles for this part number is based on the latest European Chemicals Agency (ECHA) 'Guidance on requirements for substances in articles' posted at this URL: <https://echa.europa.eu/guidance-documents/guidance-on-reach>

Compatible Parts



TE Part # 533914-5
HDI RECP ASSY 3 ROW 165 POS



TE Part # 5532431-8
ASSY,RECPT,R.ANGLE,HDI,LEAD-FR

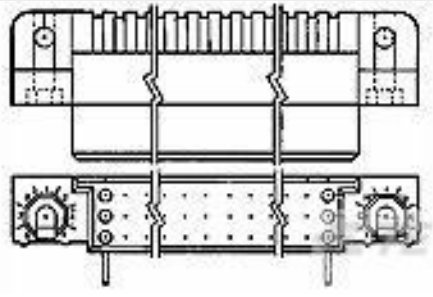


TE Part # 532431-8
HDI RECP ASSY 3 ROW 165 POS



TE Part # 533268-8
HDI RECP ASSY 3 ROW 165 POS

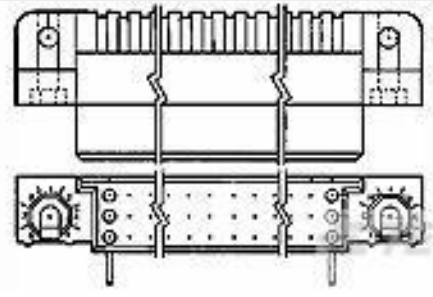
Customers Also Bought



TE Part #533268-1
HDI RECP ASSY 3 ROW 75 POS



TE Part #ZPF000000000001203
097-0016-20



TE Part #532431-8
HDI RECP ASSY 3 ROW 165 POS



TE Part #NB09282001
ATUM-12/4-0-MS-STK



TE Part #621836-000
SO63-3-55-22-90



TE Part #3-535542-0
60 MODIV VRT DR CE 100/130



TE Part #9-1614882-8
CPF 0603 20R 0.1% 25PPM 1K RL

TE Part #1617034-4
HFW1501S09 = HFW 1/2 SIZE RELA

TE Part #3-646533-0
2MM HM,TYPE A/B,HDR,ASY,146POS



TE Part #532956-4
24 MODII 2PC CE RCPT ASSY

Documents

Product Drawings
HDI PIN ASSY 3 ROW 165 POS
English

CAD Files
3D PDF
3D
Customer View Model
ENG_CVM_CVM_532433-8_T.2d_dxf.zip



English

Customer View Model

[ENG_CVM_CVM_532433-8_T.3d_igs.zip](#)

English

Customer View Model

[ENG_CVM_CVM_532433-8_T.3d_stp.zip](#)

English

By downloading the CAD file I accept and agree to the [Terms and Conditions](#) of use.

Datasheets & Catalog Pages

[1-1773957-5_AMP_HDI_BTBT_CONNECTORS_EN](#)

English

Product Specifications

[Application Specification](#)

English

Instruction Sheets

[Instruction Sheet \(U.S.\)](#)

English

Agency Approvals

[Agency Approval Document](#)

English