



AMP-HDI

TE Internal #: 533268-7  
PCB Mount Receptacle, Right Angle, Board-to-Board, 150 Position,  
2.54 mm [.1 in] Centerline, Gold (Au), Through Hole - Solder, Signal,  
Black, Tube

[View on TE.com >](#)

Connectors > PCB Connectors > PCB Headers & Receptacles



PCB Connector Type: **PCB Mount Receptacle**  
PCB Mount Orientation: **Right Angle**  
Connector System: **Board-to-Board**  
Number of Positions: **150**  
Number of Rows: **3**

Features

Product Type Features

|                                   |                       |
|-----------------------------------|-----------------------|
| PCB Connector Type                | PCB Mount Receptacle  |
| Connector System                  | Board-to-Board        |
| Sealable                          | No                    |
| Connector & Contact Terminates To | Printed Circuit Board |
| Connector Product Type            | Connector Assembly    |

Configuration Features

|                       |             |
|-----------------------|-------------|
| Stackable             | No          |
| PCB Mount Orientation | Right Angle |
| Number of Positions   | 150         |
| Number of Rows        | 3           |

Electrical Characteristics

|                       |      |
|-----------------------|------|
| Insulation Resistance | 3 MΩ |
|-----------------------|------|

Body Features

|                       |       |
|-----------------------|-------|
| Primary Product Color | Black |
|-----------------------|-------|



Contact Features

|  |                 |
|--|-----------------|
| Contact Mating Area Plating Material Thickness | .76 µm[30 µin]  |
| Mating Square Post Dimension                   | .64 mm[.025 in] |
| Contact Shape & Form                           | Four Beam       |
| Contact Layout                                 | Matrix          |
| Contact Base Material                          | Copper Alloy    |
| PCB Contact Termination Area Plating Material  | Tin-Lead        |
| Contact Mating Area Plating Material           | Gold (Au)       |
| Contact Type                                   | Socket          |
| Contact Current Rating (Max)                   | 3 A             |

Termination Features

|   |                       |
|---|-----------------------|
| Rectangular Termination Post & Tail Width     | .58 mm[.023 in]       |
| Rectangular Termination Post & Tail Thickness | .25 mm[.01 in]        |
| Termination Post & Tail Length                | 3.05 mm[.12 in]       |
| Termination Method to PCB                     | Through Hole - Solder |

Mechanical Attachment

|                          |               |
|--------------------------|---------------|
| Mating Alignment Type    | Keyed         |
| PCB Mount Retention Type | Mounting Hole |
| PCB Mount Retention      | Without       |
| PCB Mount Alignment      | Without       |
| Connector Mounting Type  | Board Mount   |
| Mating Alignment         | Without       |

Housing Features

|                    |                |
|--------------------|----------------|
| Housing Material   | Thermoplastic  |
| Centerline (Pitch) | 2.54 mm[.1 in] |

Dimensions

|                             |                 |
|-----------------------------|-----------------|
| PCB Thickness (Recommended) | 2.36 mm[.76 in] |
| Connector Height            | 9.14 mm[.36 in] |

Usage Conditions

|                             |                            |
|-----------------------------|----------------------------|
| Housing Temperature Rating  | High                       |
| Operating Temperature Range | -65 – 125 °C[-85 – 257 °F] |

Operation/Application



|                          |        |
|--------------------------|--------|
| Assembly Process Feature | None   |
| Circuit Application      | Signal |

Industry Standards

|                        |          |
|------------------------|----------|
| UL Flammability Rating | UL 94V-0 |
|------------------------|----------|

Packaging Features

|                    |      |
|--------------------|------|
| Packaging Quantity | 4    |
| Packaging Method   | Tube |

Product Compliance

For compliance documentation, visit the product page on TE.com>

|   |  |
|---|--|
| EU RoHS Directive 2011/65/EU                  | Not Compliant  |
| EU ELV Directive 2000/53/EC                   | Compliant with Exemptions  |
| China RoHS 2 Directive MIIT Order No 32, 2016 | Restricted Materials Above Threshold   |
| EU REACH Regulation (EC) No. 1907/2006        | Current ECHA Candidate List: JAN 2025 (247)<br>Candidate List Declared Against: JUL 2021 (219)<br>SVHC > Threshold:<br>Pb (13% in Component)<br><b>Article Safe Usage Statements:</b><br>Do not eat, drink or smoke when using this product. Wash thoroughly after handling. Recycle if possible and dispose of the article by following all applicable governmental regulations relevant to your geographic location. |
| Halogen Content                               | BFR/CFR/PVC Free, but Br/Cl >900 ppm in other sources.   |
| Solder Process Capability                     | Not lead free process capable  |

Product Compliance Disclaimer

This information is provided based on reasonable inquiry of our suppliers and represents our current actual knowledge based on the information they provided. This information is subject to change. The part numbers that TE has identified as EU RoHS compliant have a maximum concentration of 0.1% by weight in homogenous materials for lead, hexavalent chromium, mercury, PBB, PBDE, DBP, BBP, DEHP, DIBP, and 0.01% for cadmium, or qualify for an exemption to these limits as defined in the Annexes of Directive 2011/65/EU (RoHS2). Finished electrical and electronic equipment products will be CE marked as required by Directive 2011/65/EU. Components may not be CE marked. Additionally, the part numbers that TE has identified as EU ELV compliant have a maximum concentration of 0.1% by weight in homogenous materials for lead, hexavalent chromium, and mercury, and 0.01% for cadmium, or qualify for an exemption to these limits as defined in the Annexes of Directive 2000/53/EC (ELV). Regarding the REACH Regulation, the information TE provides on SVHC in articles for this part number is based on the latest European Chemicals Agency (ECHA) 'Guidance on requirements for substances in articles' posted at this URL: <https://echa.europa.eu/guidance-documents/guidance-on-reach>

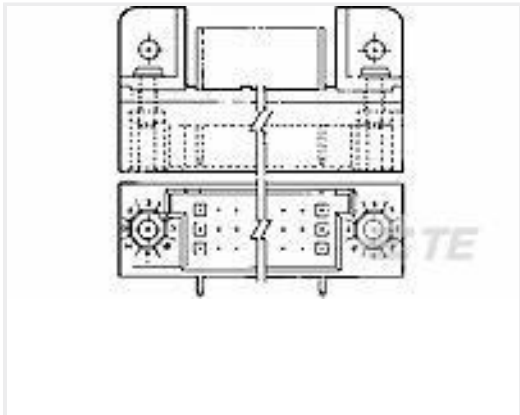
Compatible Parts



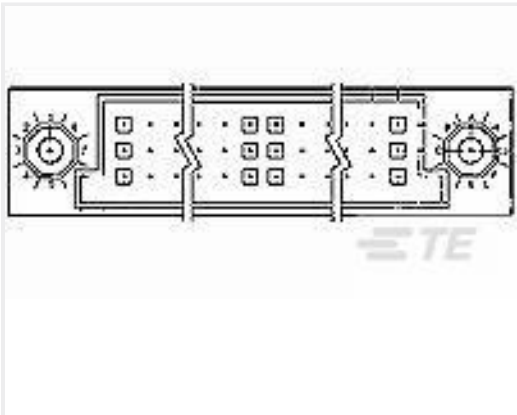
TE Part # 532447-7  
HDI PIN ASSY 3 ROW 150 POS



TE Part # 532433-7  
HDI PIN ASSY 3 ROW 150 POS

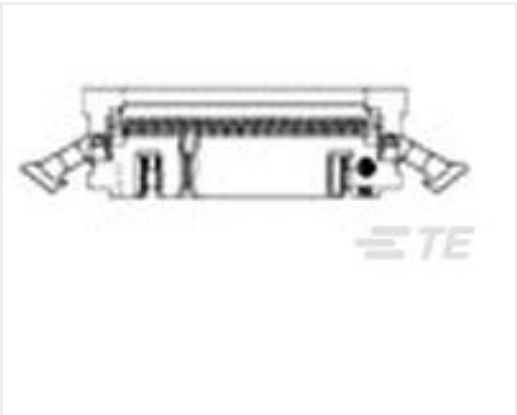


TE Part # 533288-7  
HDI PIN ASSY 3 ROW 150 POS R/A



TE Part # 5532433-7  
ASSY,PIN,VERTICAL,HDI,LEAD-FRE

Customers Also Bought



TE Part #1-111506-6  
010 UNIV I/O 30DP SLOT LTCH



TE Part #016942-000  
222K121-25/86-0



TE Part #2129320-3  
Mini Displayport Reverse Offset



TE Part #CONUFL001-SMD-T  
U.FL/MHF1 Jack 50 Ohm PCB Surface Mount



TE Part #CH02014001  
VERSAFLEX-1/8-0-SP



TE Part #CONSMA001  
SMA Jack 50 Ohm PCB Through Hole



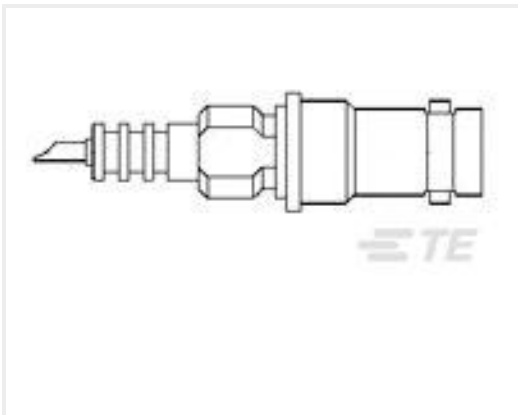
TE Part #L9000277-01  
SMA Jack 50 Ohm .031 PCB Edge Mount



TE Part #2-1658527-0  
622-1230LF=FSKT IDC S 12 30AU



TE Part #350537-6  
UMNL SOK 20-14 .0125 AUNI/PHBZ



TE Part #51494-2  
STD HIGH VOLTAGE BLKHD RECEPT

Documents

Product Drawings

HDI RECP ASSY 3 ROW 150 POS

English

CAD Files

3D PDF

3D

Customer View Model

ENG\_CVM\_CVM\_533268-7\_R.2d\_dxf.zip



English

Customer View Model

[ENG\\_CVM\\_CVM\\_533268-7\\_R.3d\\_igs.zip](#)

English

Customer View Model

[ENG\\_CVM\\_CVM\\_533268-7\\_R.3d\\_stp.zip](#)

English

By downloading the CAD file I accept and agree to the [Terms and Conditions](#) of use.

Datasheets & Catalog Pages

[1-1773957-5\\_AMP\\_HDI\\_BTBT\\_CONNECTORS\\_EN](#)

English

Product Specifications

[Application Specification](#)

English

Instruction Sheets

[Instruction Sheet \(U.S.\)](#)

English

Agency Approvals

[Agency Approval Document](#)

English