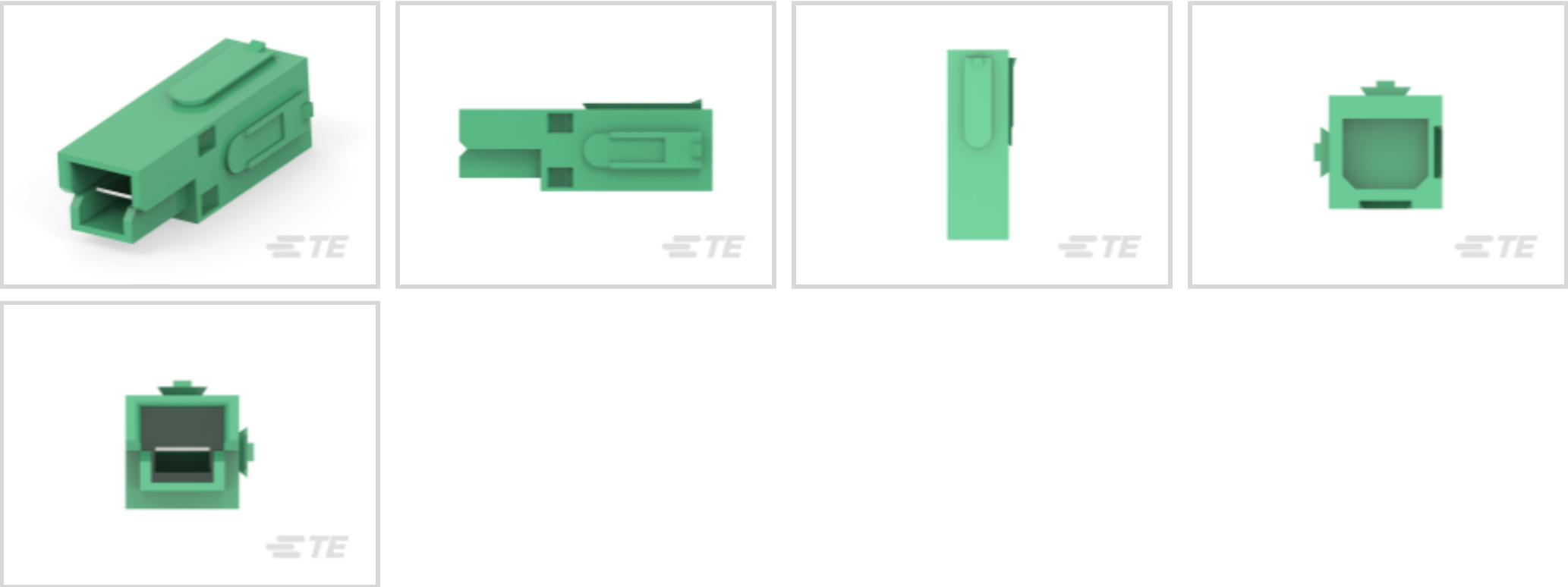




Connectors > Rectangular Connectors > Standard Rectangular Connectors



Connector Product Type: **Housing**
Connector & Housing Type: **Plug, Receptacle**
Termination Method to Wire & Cable: **Crimp & Solder**
Connector System: **Wire-to-Wire**
Contact Retention Within Housing: **With**

Features

Product Type Features

Connector Product Type	Housing
Connector & Housing Type	Plug, Receptacle
Connector System	Wire-to-Wire
Sealable	No
Connector & Contact Terminates To	Wire & Cable

Configuration Features

Number of Signal Positions	0
Number of Power Positions	1
Number of Positions	1
Number of Rows	1

Electrical Characteristics

Operating Voltage	600 VAC
-------------------	---------

Body Features

Primary Product Color	Green
-----------------------	-------



Contact Features

Contact Type	Blade
Contact Retention Within Housing	With
Contact Current Rating (Max)	31 A

Termination Features

Termination Method to Wire & Cable	Crimp & Solder
------------------------------------	----------------

Mechanical Attachment

Connector Mounting Type	Panel Mount
-------------------------	-------------

Housing Features

Housing Material	Polycarbonate
------------------	---------------

Dimensions

Connector Width	8.05 mm[.317 in]
Connector Height	8.05 mm[.317 in]
Wire Size	18 – 12 AWG
Connector Length	24.71 mm[.973 in]

Usage Conditions

Operating Temperature Range	-40 – 75 °C[-40 – 167 °F]
-----------------------------	---------------------------

Operation/Application

Circuit Application	Power
---------------------	-------

Industry Standards

Compatible With Agency/Standards Products	CSA, UL
UL Rating	Recognized
Compatible With Approved Standards Products	UL E28476
CSA Rating	Certified, LR 7189
UL Flammability Rating	UL 94V-2

Packaging Features

Packaging Quantity	200
Packaging Method	Loose Piece

Product Compliance

For compliance documentation, visit the product page on [TE.com](#)>



EU RoHS Directive 2011/65/EU	Compliant
EU ELV Directive 2000/53/EC	Compliant
China RoHS 2 Directive MIIT Order No 32, 2016	No Restricted Materials Above Threshold
EU REACH Regulation (EC) No. 1907/2006	Current ECHA Candidate List: JAN 2025 (247) Candidate List Declared Against: JAN 2025 (247) Does not contain REACH SVHC
Halogen Content	Not Low Halogen - contains Br or Cl > 900 ppm.
Solder Process Capability	Not applicable for solder process capability

Product Compliance Disclaimer

This information is provided based on reasonable inquiry of our suppliers and represents our current actual knowledge based on the information they provided. This information is subject to change. The part numbers that TE has identified as EU RoHS compliant have a maximum concentration of 0.1% by weight in homogenous materials for lead, hexavalent chromium, mercury, PBB, PBDE, DBP, BBP, DEHP, DIBP, and 0.01% for cadmium, or qualify for an exemption to these limits as defined in the Annexes of Directive 2011/65/EU (RoHS2). Finished electrical and electronic equipment products will be CE marked as required by Directive 2011/65/EU. Components may not be CE marked. Additionally, the part numbers that TE has identified as EU ELV compliant have a maximum concentration of 0.1% by weight in homogenous materials for lead, hexavalent chromium, and mercury, and 0.01% for cadmium, or qualify for an exemption to these limits as defined in the Annexes of Directive 2000/53/EC (ELV). Regarding the REACH Regulation, the information TE provides on SVHC in articles for this part number is based on the latest European Chemicals Agency (ECHA) ‘Guidance on requirements for substances in articles’ posted at this URL: <https://echa.europa.eu/guidance-documents/guidance-on-reach>


Compatible Parts



TE Part # 53894-3

HSG ASSY,PWR LK,SRS1,1 POS,GRN

Customers Also Bought



CRIMPER

REPRESENTATION ONLY

TE Part #7-1633962-6

CRIMPER, INSULATION F PREMIUM



TE Part #1803018-8

CRIMPER, INSUL O

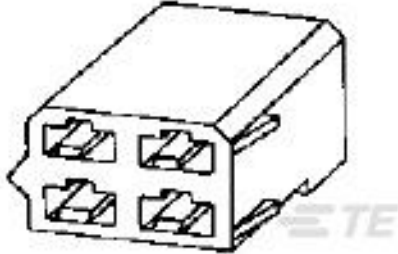


ANVIL

REPRESENTATION ONLY

TE Part #1803003-1

ANVIL, COMBINATION



TE Part #180900-5

FF 250 REC HSG 4P NYLON BLACK



CRIMPER REPRESENTATION ONLY

TE Part #456432-3
CRIMPER, WIRE .250 "F"

CRIMPER REPRESENTATION ONLY

TE Part #1803223-9
CRIMPER, INSULATION F PREMIUM

TE Part #794115-3
03P SL156 HSG W/LCK RAMP NATL
#2 BLK

TE Part #812265-1
RAM

TE Part #4-1424534-0
ANVIL, COMBINATION

TE Part #684045-2
PLATE, STRIP GUIDE

Documents

Product Drawings

HSG ASSY,PWR LK,SRS1,1 POS,GRN

English

CAD Files

3D PDF

English

Customer View Model

ENG_CVM_53894-3_L.3d_igs.zip

English

Customer View Model

ENG_CVM_53894-3_L.3d_stp.zip

English

Customer View Model

ENG_CVM_53894-3_L.2d_dxf.zip

English

By downloading the CAD file I accept and agree to the Terms and Conditions of use.

Product Specifications

Application Specification

English

Application Specification

Japanese

Power-Lock 75 Series Contacts

Japanese

Instruction Sheets



Instruction Sheet (U.S.)

English

Agency Approvals

Agency Approval Document

English