

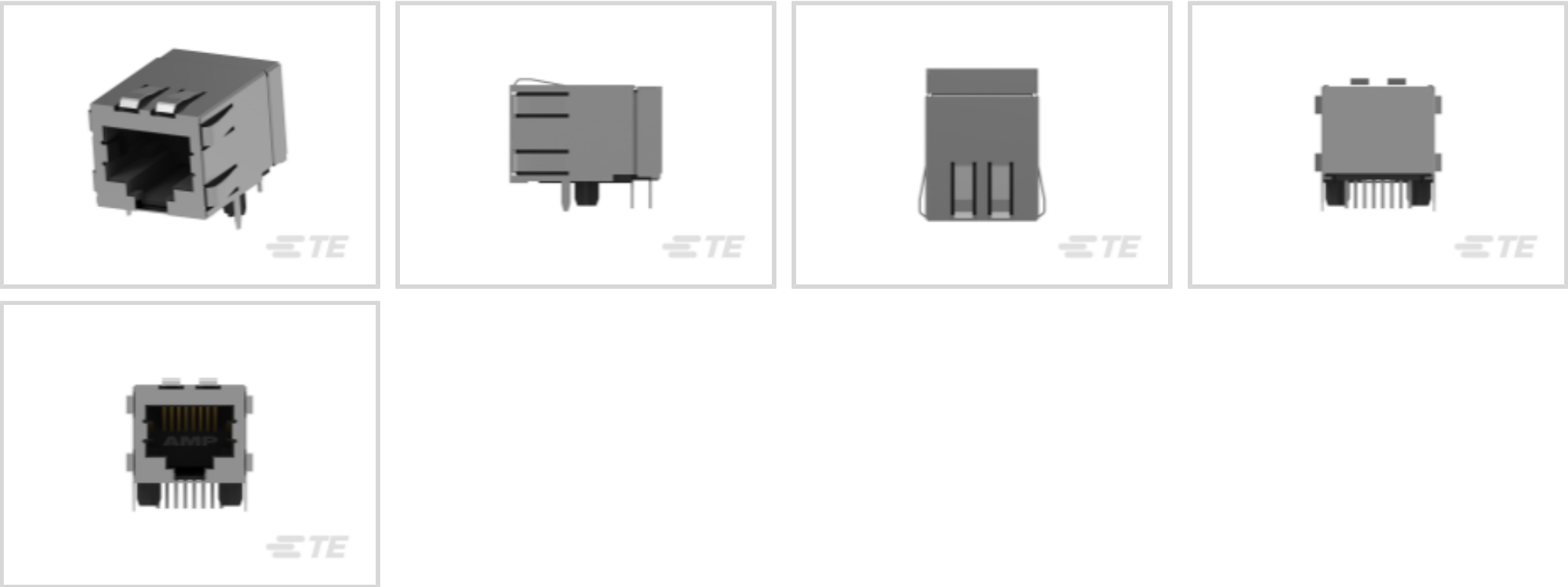


CGS SP

TE Internal #: 5406296-1
RJ45 Connector, Single Port, 1 x 1, Jack, Shielded, Cat 5e, Standard
- Latch Down, 8 Position, Standard Profile, Through Hole - Solder,
CGS SP

[View on TE.com >](#)

Connectors > Modular Jacks & Plugs > RJ45 Connectors



Modular Jack & Plug Interface Type: **RJ45**
Port Configuration: **Single Port**
Port Matrix Configuration: **1 x 1**
Modular Jacks & Plugs Products: **RJ Type Jacks & Plugs**
Connector Contact Density: **Standard**

Features

Product Type Features

Connector Product Type	Connector Assembly
Modular Jack & Plug Interface Type	RJ45
Modular Jacks & Plugs Products	RJ Type Jacks & Plugs
Modular Connector Style	Jack
Grounding Options	PCB and Panel Ground
Connector & Contact Terminates To	Printed Circuit Board

Configuration Features

Number of PCB Ground Tabs	2
Panel Ground Location	Top, Top and Side
Port Configuration	Single Port
Port Matrix Configuration	1 x 1
Connector Contact Density	Standard
Number of Positions	8
Number of Loaded Positions	8



PCB Mount Orientation	Right Angle
Body Features	
Shield Plating Material	Tin
Shield Material	Copper Alloy
PCB Ground Tab Location	3.05 mm[.12 in]
Modular Jack Latch Orientation	Standard - Latch Down
Connector Profile	Standard
Contact Features	
Contact Underplating Material	Nickel
PCB Contact Termination Area Plating Material	Tin
Contact Current Rating (Max)	.2 A, 1.5 A
Contact Mating Area Plating Material	Gold (Au)
Contact Base Material	Phosphor Bronze
Contact Mating Area Plating Material Thickness	1.27 µm[50 µin]
Termination Features	
Termination Method to PCB	Through Hole - Solder
Termination Post & Tail Length	3.56 mm[.14 in]
Mechanical Attachment	
Panel Mount Feature	With
Connector Mounting Type	Board Mount, Panel Mount
Housing Features	
Mating Entry Location	Side
Centerline (Pitch)	1.02 mm[.04 in]
Housing Color	Black
Housing Material	High Temperature Nylon
Dimensions	
PCB Thickness (Recommended)	1.57 mm[.062 in]
Connector Height	14.48 mm[.57 in]
Usage Conditions	
Operating Temperature Range	-40 – 85 °C[-40 – 185 °F]
Operation/Application	
Indicator Type	No Indicator



Shielded	Yes
Circuit Application	Signal

Industry Standards

UL Flammability Rating	UL 94V-0
Performance Category	Cat 5e

Packaging Features

Packaging Quantity	80
Packaging Method	Box & Tray, Tray

Product Compliance

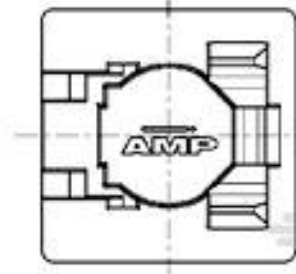
For compliance documentation, visit the product page on TE.com>

EU RoHS Directive 2011/65/EU	Compliant
EU ELV Directive 2000/53/EC	Compliant
China RoHS 2 Directive MIIT Order No 32, 2016	No Restricted Materials Above Threshold
EU REACH Regulation (EC) No. 1907/2006	Current ECHA Candidate List: JAN 2025 (247) Candidate List Declared Against: JUNE 2024 (241) Does not contain REACH SVHC
Halogen Content	Not Low Halogen - contains Br or Cl > 900 ppm.
Solder Process Capability	Wave solder capable to 265°C

Product Compliance Disclaimer

This information is provided based on reasonable inquiry of our suppliers and represents our current actual knowledge based on the information they provided. This information is subject to change. The part numbers that TE has identified as EU RoHS compliant have a maximum concentration of 0.1% by weight in homogenous materials for lead, hexavalent chromium, mercury, PBB, PBDE, DBP, BBP, DEHP, DIBP, and 0.01% for cadmium, or qualify for an exemption to these limits as defined in the Annexes of Directive 2011/65/EU (RoHS2). Finished electrical and electronic equipment products will be CE marked as required by Directive 2011/65/EU. Components may not be CE marked. Additionally, the part numbers that TE has identified as EU ELV compliant have a maximum concentration of 0.1% by weight in homogenous materials for lead, hexavalent chromium, and mercury, and 0.01% for cadmium, or qualify for an exemption to these limits as defined in the Annexes of Directive 2000/53/EC (ELV). Regarding the REACH Regulation, the information TE provides on SVHC in articles for this part number is based on the latest European Chemicals Agency (ECHA) 'Guidance on requirements for substances in articles' posted at this URL: <https://echa.europa.eu/guidance-documents/guidance-on-reach>


Compatible Parts




TE Part # 188729-1
8P.COVER/SOLD.STOP

TE Part # 1521003-2
CAT 5E CABLE ASSY, 8 POS RJ45

Also in the Series | CGS SP



Hook Up Wire(5)




Power Cable(1)



RJ45 Connectors(9)




Standard Labels(8)



Surface Mount Resistors(36)



Through-Hole Resistors(1)



Twisted Pair Cable(1)

Customers Also Bought



TE Part #1624097-1
3615A-10-3525-10 10UH



TE Part #1879135-1
RN 0603 105K 0.1% 10PPM 1K RL



TE Part #3-338169-2
15P HDP20 PLUG ASSY



TE Part #2178415-1
MJ,RJ45,SMT,SHLD



TE Part #2176308-7
RP 1E 0.1W 154K 0.1% 25PPM 5K RL




TE Part #594752-E
STVH15 15 F ZD VV 2 EE25 4,2 * 197 E 172



TE Part #9-2176312-5
RP 1E 0.1W 118K 0.1% 25PPM 1K RL



TE Part #166500-2
TANDEM SPRING REC



Documents

Product Drawings

MJ ASSY,S/P,8P,SHLD,RVPGT,CAT5E

English

CAD Files

3D PDF

3D

Customer View Model

ENG_CVM_CVM_5406296-1_C.2d_dxf.zip

English

Customer View Model

ENG_CVM_CVM_5406296-1_C.3d_igs.zip

English

Customer View Model

ENG_CVM_CVM_5406296-1_C.3d_stp.zip

English

By downloading the CAD file I accept and agree to the [Terms and Conditions](#) of use.

Datasheets & Catalog Pages

82066 - Modular Jacks and MRJ21 Product catalog - Single Port Modular Jacks section

English

Product Specifications

Application Specification

English

Agency Approvals

UL Report

English