



TE Internal #: 5413476-2  
BNC Connector, Jack, 50 ohm, Bayonet, 1 GHz, Cable-to-Board, 1  
Position, Printed Circuit Board, Panel Mount, -55 – 85 °C [-67 – 185 °  
F], Zinc, Nickel  
[View on TE.com >](#)

Connectors > RF Connectors > Coax Connectors



RF Interface: **BNC**  
RF Connector Style: **Jack**  
RF Connector Mated Outer Diameter (Approximate): **14.53 mm [ .572 in ]**  
Impedance: **50 Ω**  
RF Connector Coupling Mechanism: **Bayonet**

Features

Product Type Features

RF Interface	BNC
RF Connector Style	Jack
Connector System	Cable-to-Board
Sealable	No
Connector & Contact Terminates To	Printed Circuit Board

Configuration Features

PCB Mount Orientation	Vertical
Number of Positions	1
Number of Coaxial Contacts	1

Electrical Characteristics

Impedance	50 Ω
-----------	------

Body Features

Body Material	Zinc
Body Plating Material	Nickel

Contact Features

RF Connector Center Contact Underplating Material	Nickel
	30 μin
RF Connector Center Contact Plating Material	Gold (Au)



RF Connector Center Contact Material

Phosphor Bronze

Termination Features

Termination Method to PCB	Through Hole - Solder
Termination Post & Tail Length	5.72 mm[.225 in]

Mechanical Attachment

Panel Mount Feature Type	Lockwasher and Nut
PCB Mount Retention	With
RF Connector Coupling Mechanism	Bayonet
Connector Mounting Type	Panel Mount
RF Contact Captivation Method	Mechanical
Detent	With

Dimensions

Mounting Post Length	3.48 mm[.137 in]
Profile Height from PCB	35.56 mm[1.4 in]
RF Connector Mated Outer Diameter (Approximate)	14.53 mm[.572 in]

Usage Conditions

Operating Temperature Range	-55 – 85 °C[-67 – 185 °F]
-----------------------------	---------------------------

Operation/Application

Operating Frequency	1 GHz
---------------------	-------

Packaging Features

Packaging Method	Tube
------------------	------

Other

Grade	Commercial
Dielectric Material	Polymethylpentene

Product Compliance

For compliance documentation, visit the product page on [TE.com](#)>

EU RoHS Directive 2011/65/EU	Compliant with Exemptions
EU ELV Directive 2000/53/EC	Compliant with Exemptions
China RoHS 2 Directive MIIT Order No 32, 2016	Restricted Materials Above Threshold
EU REACH Regulation (EC) No. 1907/2006	Current ECHA Candidate List: JAN 2025 (247)




Candidate List Declared Against: JUNE 2024 (241)  
Does not contain REACH SVHC

Halogen Content	Not Low Halogen - contains Br or Cl > 900 ppm.
Solder Process Capability	Wave solder capable to 265°C


Product Compliance Disclaimer

This information is provided based on reasonable inquiry of our suppliers and represents our current actual knowledge based on the information they provided. This information is subject to change. The part numbers that TE has identified as EU RoHS compliant have a maximum concentration of 0.1% by weight in homogenous materials for lead, hexavalent chromium, mercury, PBB, PBDE, DBP, BBP, DEHP, DIBP, and 0.01% for cadmium, or qualify for an exemption to these limits as defined in the Annexes of Directive 2011/65/EU (RoHS2). Finished electrical and electronic equipment products will be CE marked as required by Directive 2011/65/EU. Components may not be CE marked. Additionally, the part numbers that TE has identified as EU ELV compliant have a maximum concentration of 0.1% by weight in homogenous materials for lead, hexavalent chromium, and mercury, and 0.01% for cadmium, or qualify for an exemption to these limits as defined in the Annexes of Directive 2000/53/EC (ELV). Regarding the REACH Regulation, the information TE provides on SVHC in articles for this part number is based on the latest European Chemicals Agency (ECHA) 'Guidance on requirements for substances in articles' posted at this URL: <https://echa.europa.eu/guidance-documents/guidance-on-reach>


### Compatible Parts




TE Part # 1-221128-0  
PLUG,COMMERCIAL BNC




TE Part # 5413959-3  
BNC HEX RT ANG PLUG 50 OHM



TE Part # 2-5221128-3  
PLUG,COMMERCIAL BNC



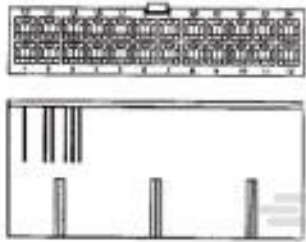
TE Part # 5221128-1  
PLUG,COMMERCIAL BNC



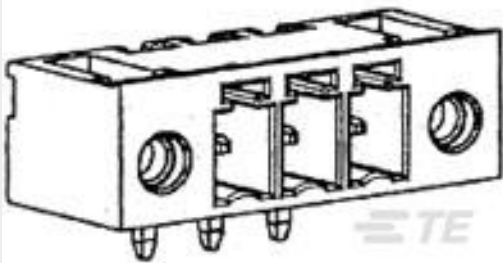
TE Part # 2-221128-3  
PLUG,COMMERCIAL BNC

### Customers Also Bought

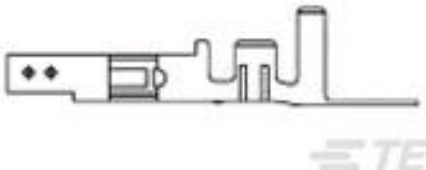




TE Part #1586000-8  
8P FH PLUG VAL-U-LOK V2



TE Part #284541-6  
6 POS TERMI-BLOK 900 SF 3,81 m



TE Part #1586317-1  
VAL-U-LOK SKT BR SN 26-22 LP



TE Part #2-647123-5  
05P MTA156 SHRD HDR ASSY SQ SN



TE Part #T4062123004-004  
RPC-M8-4MS-3.0SH-M8-4FS-PUR



TE Part #1-2176052-5  
RLP73N 1J R20 5% 5K RL



TE Part #2-647123-2  
02P MTA156 SHRD HDR ASSY SQ SN



TE Part #2-5747706-0  
09 RCPT SP/FMS BRDLK



TE Part #3-1761607-3  
IDC LOW PRO HDR 40P RA LAT



TE Part #292171-6  
CT POST HDR ASSY 6P IN-TUBE BL

Documents

Product Drawings

JACK,DECOUPLER,PCB,VERT,BNC

English

CAD Files

3D PDF

3D

Customer View Model

ENG\_CVM\_CVM\_5413476-2\_F\_c-5413476-2-f.2d\_dxf.zip

English

Customer View Model

ENG\_CVM\_CVM\_5413476-2\_F\_c-5413476-2-f.3d\_igs.zip

English

Customer View Model

ENG\_CVM\_CVM\_5413476-2\_F\_c-5413476-2-f.3d\_stp.zip

English

By downloading the CAD file I accept and agree to the [Terms and Conditions](#) of use.

Datasheets & Catalog Pages



Decoupled Connectors

English

Product Specifications

Application Specification

English