



TE Internal #: 55808-1
Closed End Splice, 18 – 8 AWG, .8 – 8 mm² Wire, 10.32 – 20.82
kcmil, 10320 – 20820 CMA, Copper, Black, 32.08 mm [1.263 in]
Length, Loose Piece
[View on TE.com >](#)

Terminals & Splices > Splices



Splice Type: **Closed End Splice**
Wire Size: **.8 – 8 mm²**
Sealable: **No**
Compatible Insulation Diameter Range: **12.7 mm [.5 in]**

Features

Product Type Features

Splice Accessory Type	Splice
Splice Type	Closed End Splice
Sealable	No
Compatible With Discrete Wire Type	Solid, Stranded
Wire Insulation Support Retention Type	Insulation Support

Configuration Features

Compatible With Wire & Cable Type	Discrete Wire
-----------------------------------	---------------

Body Features

Product Weight	3.567 g
Primary Product Color	Black

Contact Features

Terminal Plating Material	Tin
Contact Base Material	Copper
Barrel Type	Closed

Mechanical Attachment



Wire Insulation Support	With
-------------------------	------

Dimensions

Wire Size	10.32 – 20.82 kcmil
Compatible Insulation Diameter Range	12.7 mm[.5 in]
Terminal Material Thickness	1.09 mm[.043 in]
Product Length	32.08 mm[1.263 in]

Usage Conditions

Insulation Option	Fully Insulated
-------------------	-----------------

Operation/Application

Compatible With Wire Base Material	Copper
------------------------------------	--------

Identification Marking

Splice Marking	ECV
----------------	-----

Industry Standards

Government Qualified Splice	No
-----------------------------	----

Packaging Features

Packaging Quantity	250
Packaging Method	Loose Piece

Product Compliance

For compliance documentation, visit the product page on TE.com>

EU RoHS Directive 2011/65/EU	Compliant
EU ELV Directive 2000/53/EC	Compliant
China RoHS 2 Directive MIIT Order No 32, 2016	No Restricted Materials Above Threshold
EU REACH Regulation (EC) No. 1907/2006	Current ECHA Candidate List: JAN 2025 (247) Candidate List Declared Against: JUNE 2024 (241) Does not contain REACH SVHC
Halogen Content	Not Low Halogen - contains Br or Cl > 900 ppm.
Solder Process Capability	Not applicable for solder process capability

Product Compliance Disclaimer

This information is provided based on reasonable inquiry of our suppliers and represents our current actual knowledge based on the information they provided. This information is subject to change. The part numbers that TE has identified as



EU RoHS compliant have a maximum concentration of 0.1% by weight in homogenous materials for lead, hexavalent chromium, mercury, PBB, PBDE, DBP, BBP, DEHP, DIBP, and 0.01% for cadmium, or qualify for an exemption to these limits as defined in the Annexes of Directive 2011/65/EU (RoHS2). Finished electrical and electronic equipment products will be CE marked as required by Directive 2011/65/EU. Components may not be CE marked. Additionally, the part numbers that TE has identified as EU ELV compliant have a maximum concentration of 0.1% by weight in homogenous materials for lead, hexavalent chromium, and mercury, and 0.01% for cadmium, or qualify for an exemption to these limits as defined in the Annexes of Directive 2000/53/EC (ELV). Regarding the REACH Regulation, the information TE provides on SVHC in articles for this part number is based on the latest European Chemicals Agency (ECHA) ‘Guidance on requirements for substances in articles’ posted at this URL: <https://echa.europa.eu/guidance-documents/guidance-on-reach>

Compatible Parts



TE Part # 69335
HHHT CLOSED END SPLICE 18-8
ASSY

Customers Also Bought




TE Part #1-2176163-5
UPF50 0.1% 5PPM 500R



TE Part #3-641438-4
04P MTA156 PSTD CONN ASSY WHT



TE Part #52927
PIDG SP SPD 22-16COMM22-18MIL4




TE Part #86016-1
MOD IV RECP LP



TE Part #320788
SPLICE,CE 18-8




TE Part #32959
TERMINAL,PG R 16-14 8



TE Part #52935-2
TERMINAL,PIDG SPR SPD 16-14 6



TE Part #1625984-3
HSA50 10K 5%



TE Part #281784-4
PLUG HE13 IDC 180 4 P AWG 26-24



TE Part #61624-1
RING CRIMP 16-12 AWG BR



Documents

Product Drawings

SPLICE,CE 18-8

English

CAD Files

Customer View Model

ENG_CVM_55808-1_E.3d_igs.zip

English

Customer View Model

ENG_CVM_55808-1_E.3d_stp.zip

English

Customer View Model

ENG_CVM_55808-1_E.2d_dxf.zip

English

3D PDF

English

3D PDF

3D

Customer View Model

ENG_CVM_CVM_55808-1_C.2d_dxf.zip

English

Customer View Model

ENG_CVM_CVM_55808-1_C.3d_igs.zip

English

Customer View Model

ENG_CVM_CVM_55808-1_C.3d_stp.zip

English

By downloading the CAD file I accept and agree to the [Terms and Conditions](#) of use.

Product Specifications

Application Specification

English

Instruction Sheets

Instruction Sheet (U.S.)

English

Agency Approvals

Agency Approval Document

English