



TE Internal #: 5645994-1
6.53 mm [.257 in] Socket Length, 1.57 mm [.062 in] PCB Hole,
Closed, .326 – .518 mm² Wire, 22 – 20 AWG, Cable-to-Board, Power
& Signal, Pin Sockets
[View on TE.com >](#)

Connectors > Socket Connectors > Pin Sockets > Miniature Spring Sockets: Closed Bottom, Beryllium Copper, 5A



Socket Length: 6.53 mm [.257 in]
PCB Hole Diameter: 1.57 mm [.062 in]
Socket Sleeve Style: Closed
Wire Size: 22 – 20 AWG

[All Miniature Spring Sockets: Closed Bottom, Beryllium Copper, 5A \(11\)](#)

Features

Product Type Features

Connector & Contact Terminates To	Printed Circuit Board
Socket Sleeve Style	Closed
Connector System	Cable-to-Board
Sealable	No

Configuration Features

Compatible With Wire & Cable Type	Discrete Wire
-----------------------------------	---------------

Body Features

Sleeve Plating Material	Tin
Sleeve Material	Copper

Contact Features

Contact Spring Plating Material	Gold
Contact Base Material	Beryllium Copper
Contact Mating Area Plating Material Thickness	30 μm[30 μin]
Contact Spring Plating Thickness	.762 μm[30 μin]



Contact Current Rating (Max)	5 A
------------------------------	-----

Termination Features

Termination Method to PCB	Through Hole - Press-Fit
Termination Method to Wire & Cable	Solder
Insertion Method	Hand/Semi-Automatic

Dimensions

PCB Thickness (Recommended)	.79 – 3.18 mm [.031 – .125 in]
Socket Length	6.53 mm [.257 in]
PCB Hole Diameter	1.57 mm [.062 in]
Wire Size	22 – 20 AWG
Mating Pin Diameter Range	.66 – .84 mm [.026 – .033 in]

Usage Conditions

Operating Temperature Range	-65 – 125 °C [-85 – 257 °F]
-----------------------------	-----------------------------

Operation/Application

Solder Process Feature	Anti-Flux
Circuit Application	Power & Signal

Packaging Features

Packaging Method	Carrier Tape, Reel
Packaging Quantity	10000

Other

Spring Material	Beryllium Copper
-----------------	------------------

Product Compliance

For compliance documentation, visit the product page on TE.com>

EU RoHS Directive 2011/65/EU	Compliant
EU ELV Directive 2000/53/EC	Compliant
China RoHS 2 Directive MIIT Order No 32, 2016	No Restricted Materials Above Threshold
EU REACH Regulation (EC) No. 1907/2006	Current ECHA Candidate List: JAN 2025 (247) Candidate List Declared Against: JAN 2025 (247) SVHC > Threshold: Octamethylcyclotetrasiloxane (D4) (2% in 4735234317) <small>Article Safe Usage Statements:</small>



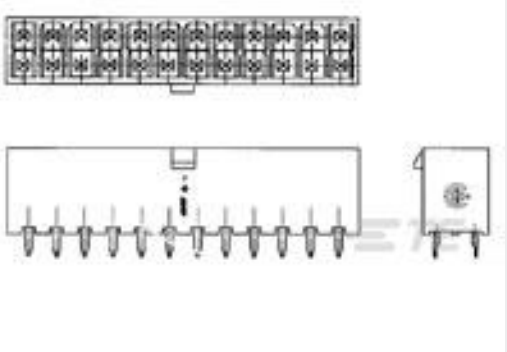
Wash thoroughly after handling. Recycle if possible and dispose of the article by following all applicable governmental regulations relevant to your geographic location.

Halogen Content	Low Halogen - Br, Cl, F, I < 900 ppm per homogenous material. Also BFR/CFR/PVC Free
Solder Process Capability	Pin-in-Paste capable to 260°C


Product Compliance Disclaimer

This information is provided based on reasonable inquiry of our suppliers and represents our current actual knowledge based on the information they provided. This information is subject to change. The part numbers that TE has identified as EU RoHS compliant have a maximum concentration of 0.1% by weight in homogenous materials for lead, hexavalent chromium, mercury, PBB, PBDE, DBP, BBP, DEHP, DIBP, and 0.01% for cadmium, or qualify for an exemption to these limits as defined in the Annexes of Directive 2011/65/EU (RoHS2). Finished electrical and electronic equipment products will be CE marked as required by Directive 2011/65/EU. Components may not be CE marked. Additionally, the part numbers that TE has identified as EU ELV compliant have a maximum concentration of 0.1% by weight in homogenous materials for lead, hexavalent chromium, and mercury, and 0.01% for cadmium, or qualify for an exemption to these limits as defined in the Annexes of Directive 2000/53/EC (ELV). Regarding the REACH Regulation, the information TE provides on SVHC in articles for this part number is based on the latest European Chemicals Agency (ECHA) ‘Guidance on requirements for substances in articles’ posted at this URL: <https://echa.europa.eu/guidance-documents/guidance-on-reach>


Customers Also Bought




TE Part #1-1586038-0
10P VRT HDR VAL-U-LOK V0




TE Part #4-794632-2
12P MICRO MNL ASSY,VRT,HDR,LF




TE Part #5-103904-2
3 MTE HDR SRRA LATCH W/HLDWN




TE Part #4-1734742-0
.5 FPC VT ZIF Type-A 40 CONT




TE Part #2-32951-1
PG R 22-16 COMM 22-18 MIL 8




TE Part #5747871-4
09 PLUG SP/FMS STD




TE Part #5-103908-7
08 MTE HDR SRST LATCH W/HLDWN



TE Part #3-794620-8
08P MICRO MNL ASSY,R/A,HDR,LF



TE Part #5745183-2
09 RCPT SP/MS STD



TE Part #643232-1
05P UMNL HDR ASSY R/A 94VO



Documents

Product Drawings

MSS ASSY SERIES 3 W/SEALANT

English

CAD Files

3D PDF

3D

Customer View Model

ENG_CVM_CVM_5645994-1_O.2d_dxf.zip

English

Customer View Model

ENG_CVM_CVM_5645994-1_O.3d_igs.zip

English

Customer View Model

ENG_CVM_CVM_5645994-1_O.3d_stp.zip

English

By downloading the CAD file I accept and agree to the [Terms and Conditions](#) of use.

Product Specifications

Product Specification

English