

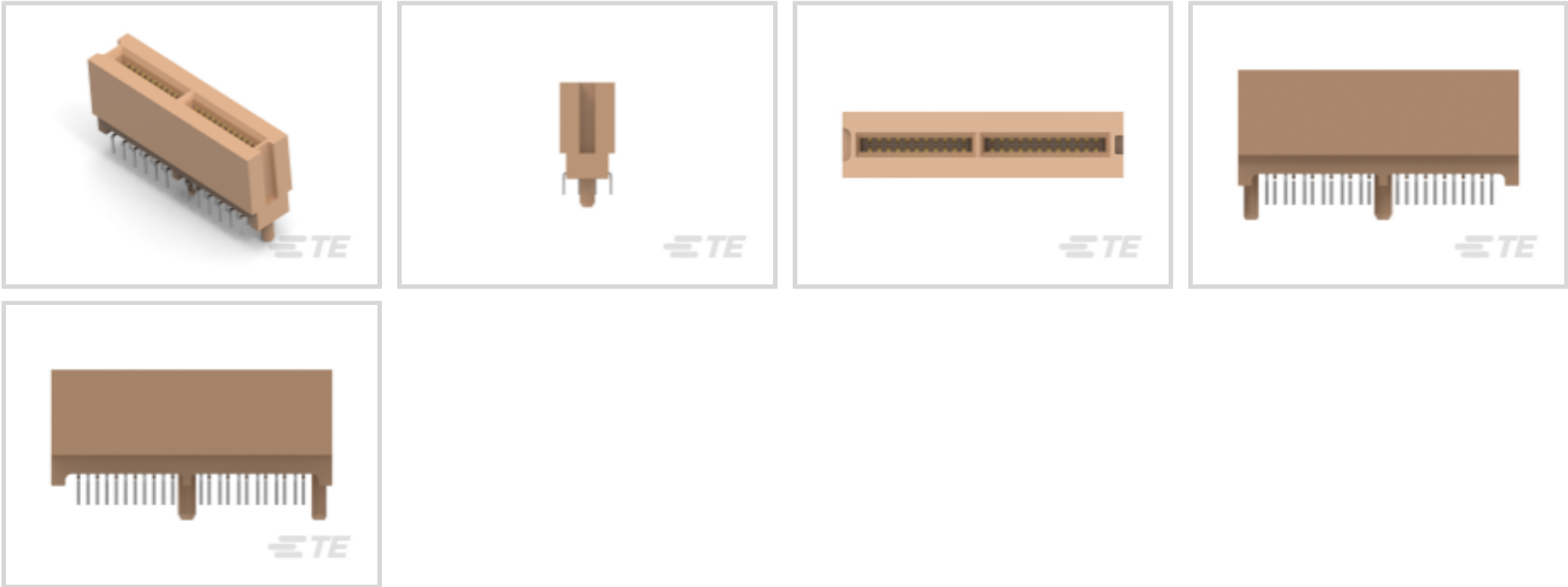


AMP .050 Series

TE Internal #: 5650090-7
Board-to-Board, 46 Position, 1.27 mm [.05 in] Centerline, 23 Dual Positions, 2 Row, Brown, AMP .050 Series, Standard Edge Connectors

[View on TE.com >](#)

Connectors > PCB Connectors > Card Edge Connectors > Standard Edge Connectors



Connector System: **Board-to-Board**
Number of Positions: **46**
Centerline (Pitch): **1.27 mm [.05 in]**
Number of Dual Positions: **23**
Number of Rows: **2**

Features

Product Type Features

Connector System	Board-to-Board
Connector & Housing Type	Receptacle
Connector & Contact Terminates To	Printed Circuit Board

Configuration Features

Number of Positions	46
Number of Dual Positions	23
Number of Rows	2
Connector Contact Load Condition	Fully Loaded
PCB Mount Orientation	Vertical

Electrical Characteristics

Operating Voltage	203 VAC
-------------------	---------

Body Features

Primary Product Color	Brown
-----------------------	-------



Contact Features

Contact Underplating Material	Nickel
PCB Contact Termination Area Plating Material Finish	Bright
Contact Mating Area Plating Material Thickness	.76 µm
PCB Contact Termination Area Plating Material Thickness	2.54 µm[100 µin]
Contact Mating Area Plating Material	Gold (Au)
Contact Base Material	Phosphor Bronze
PCB Contact Termination Area Plating Material	Tin-Lead
Contact Type	Socket
Contact Current Rating (Max)	1 A

Termination Features

Termination Method to PCB	Through Hole - Solder
Termination Post & Tail Length	2.54 mm[.1 in]

Mechanical Attachment

PCB Mount Retention	With
Mating Retention	Without
PCB Mount Retention Type	Boardlock
Mating Alignment	With
PCB Mount Alignment	With
Connector Mounting Type	Board Mount

Housing Features

Centerline (Pitch)	1.27 mm[.05 in]
Housing Material	High Temperature Thermoplastic

Dimensions

Card Slot Depth	7.62 mm[.3 in]
Accepts Card Thickness	1.37 – 1.78 mm[.054 – .07 in]
Connector Height	13.97 mm[.55 in]

Usage Conditions

Operating Temperature Range	-55 – 85 °C[-67 – 185 °F]
-----------------------------	---------------------------

Operation/Application

Circuit Application	Signal
---------------------	--------

Packaging Features

--	--



Packaging Quantity	35
Packaging Method	Box

Product Compliance

For compliance documentation, visit the product page on TE.com>

EU RoHS Directive 2011/65/EU	Compliant
EU ELV Directive 2000/53/EC	Compliant
China RoHS 2 Directive MIIT Order No 32, 2016	No Restricted Materials Above Threshold
EU REACH Regulation (EC) No. 1907/2006	Current ECHA Candidate List: JAN 2025 (247) Candidate List Declared Against: JAN 2025 (247) Does not contain REACH SVHC
Halogen Content	Not Low Halogen - contains Br or Cl > 900 ppm.
Solder Process Capability	Wave solder capable to 265°C

Product Compliance Disclaimer

This information is provided based on reasonable inquiry of our suppliers and represents our current actual knowledge based on the information they provided. This information is subject to change. The part numbers that TE has identified as EU RoHS compliant have a maximum concentration of 0.1% by weight in homogenous materials for lead, hexavalent chromium, mercury, PBB, PBDE, DBP, BBP, DEHP, DIBP, and 0.01% for cadmium, or qualify for an exemption to these limits as defined in the Annexes of Directive 2011/65/EU (RoHS2). Finished electrical and electronic equipment products will be CE marked as required by Directive 2011/65/EU. Components may not be CE marked. Additionally, the part numbers that TE has identified as EU ELV compliant have a maximum concentration of 0.1% by weight in homogenous materials for lead, hexavalent chromium, and mercury, and 0.01% for cadmium, or qualify for an exemption to these limits as defined in the Annexes of Directive 2000/53/EC (ELV). Regarding the REACH Regulation, the information TE provides on SVHC in articles for this part number is based on the latest European Chemicals Agency (ECHA) 'Guidance on requirements for substances in articles' posted at this URL: <https://echa.europa.eu/guidance-documents/guidance-on-reach>

Compatible Parts



TE Part # 5-2337939-4
PCIE GEN4 CON,SMT,164POS,30u", MYLAR,HT




TE Part # 5145154-1
CONNECTOR, 60 DUAL POSITION, .




TE Part # 1734774-1
PCI EXP 3.1L 36 POS WHT G/F

Also in the Series | AMP .050 Series



Standard Edge Connectors(16)

Customers Also Bought



TE Part #8-2176397-8
3502 4K3 1%



TE Part #2-1775485-1
Battery Holder, 3.6mm, BLK,low profile




TE Part #2-2176637-3
3627 453226 56UH 10%




TE Part #2331928-8
SCL 1.0 HDR DRVT USP 016 SMT G1 TBK



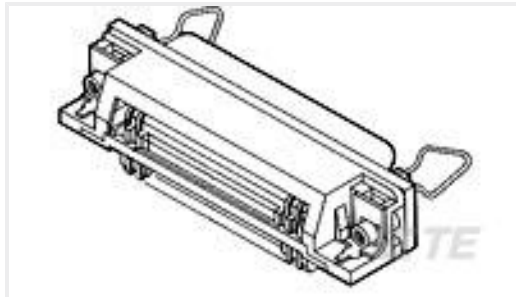
TE Part #7-2176089-5
RP 1J 0.166W 69K8 0.1% 25PPM 1K RL




TE Part #8-2176406-9
3560 4K7 1%




TE Part #3-2176527-0
3503G 2B 1K1 1% 5K RL



TE Part #5555149-3
50POS,RTANG,RCPT,EXT SHLD



TE Part #3-2337939-6
PCIE GEN4 CON,SMT,64POS,GF,MYLAR,ST



TE Part #2842150-8
16P,2MM,BRK HDR,DRRT,2.8,0.1AU,TB

Documents

Product Drawings

STANDARD EDGE .050 SERIES 23 DUAL ASSY

English

CAD Files

3D PDF

3D

Customer View Model

ENG_CVM_CVM_5650090-7_A.2d_dxf.zip



English

Customer View Model

[ENG_CVM_CVM_5650090-7_A.3d_igs.zip](#)

English

Customer View Model

[ENG_CVM_CVM_5650090-7_A.3d_stp.zip](#)

English

By downloading the CAD file I accept and agree to the [Terms and Conditions](#) of use.

Product Specifications

Application Specification

English

Application Specification

English