

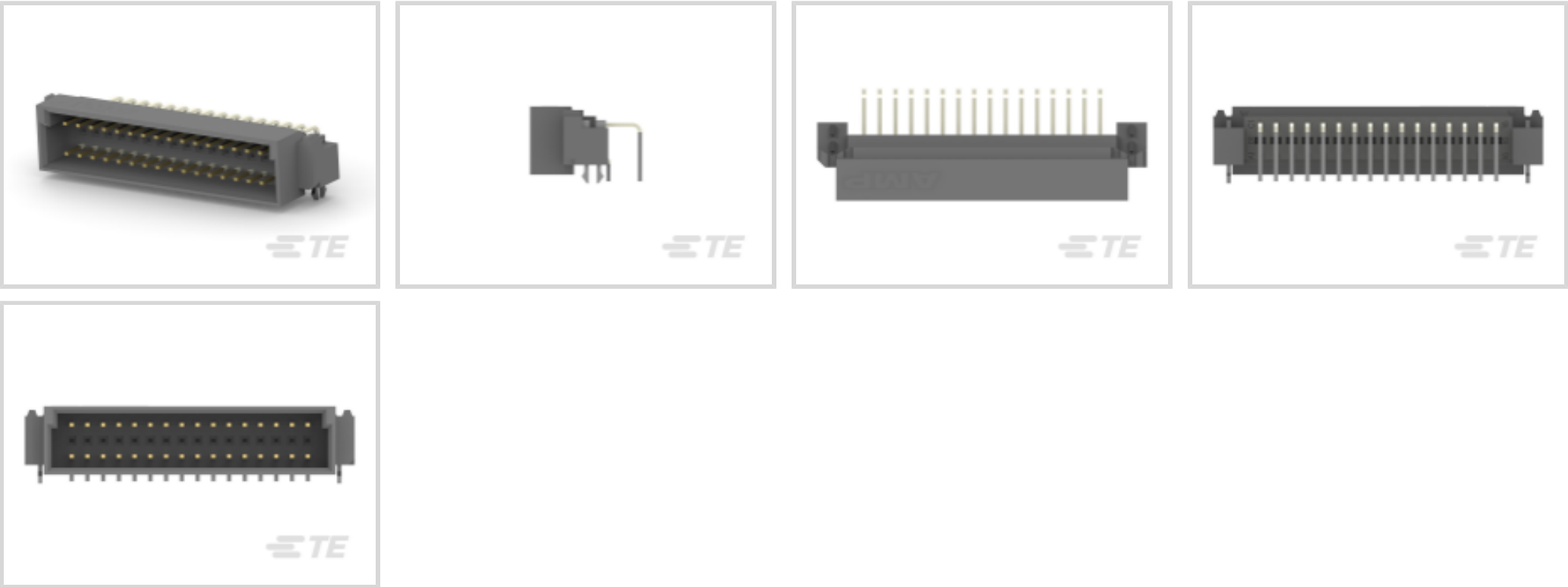


EUROCARD

TE Internal #: 5650978-5
Plug, Board-to-Board, 32 Position, 2.54 mm [.1 in] Centerline,
Printed Circuit Board, 3 Row, Right Angle, 16 Column, Eurocard
Connectors

[View on TE.com >](#)

Connectors > PCB Connectors > Backplane Connectors > Eurocard Connectors



Connector & Housing Type: **Plug**
Connector System: **Board-to-Board**
Termination Post & Tail Length: **2.64 mm [.104 in]**
Number of Positions: **32**
Centerline (Pitch): **2.54 mm [.1 in]**

Features

Product Type Features

Connector & Housing Type	Plug
Connector System	Board-to-Board
Connector & Contact Terminates To	Printed Circuit Board
DIN Size	Half
DIN Level	II

Configuration Features

Mating & Unmating Configuration	Make First / Break Last
Number of Positions	32
Number of Rows	3
PCB Mount Orientation	Right Angle
Number of Columns	16
Rows Loaded	A, C
Number of Signal Positions	32

Body Features



Primary Product Color	Gray
-----------------------	------

Contact Features

PCB Contact Termination Area Plating Material Thickness	.1 – .2 µm[3.93 – 7.87 µin]
Contact Mating Area Plating Material	Gold (Au)
Contact Base Material	Copper Alloy
PCB Contact Termination Area Plating Material	Tin
Contact Type	Pin
Contact Mating Area Plating Material Thickness	.003 µm
Contact Current Rating (Max)	1.5 A

Termination Features

Termination Method to PCB	Through Hole - Solder
Termination Post & Tail Length	2.64 mm[.104 in]

Mechanical Attachment

Connector Mounting Type	Board Mount
Mating Retention	Without
PCB Mount Retention Type	Boardlock
Mating Alignment Type	Polarization
Mating Alignment	With
PCB Mount Retention	With

Housing Features

Housing Material	Polyester GF
Centerline (Pitch)	2.54 mm[.1 in]

Dimensions

PCB Thickness (Recommended)	1.57 mm[.062 in]
Connector Height	12.62 mm[.496 in]
Row-to-Row Spacing	2.54 mm[.1 in]

Usage Conditions

Operating Temperature Range	-55 – 105 °C[-67 – 221 °F]
-----------------------------	----------------------------

Operation/Application

Circuit Application	Signal
---------------------	--------

Packaging Features

Packaging Method	Box
------------------	-----



Product Compliance


For compliance documentation, visit the product page on TE.com>

EU RoHS Directive 2011/65/EU	Compliant
EU ELV Directive 2000/53/EC	Compliant
China RoHS 2 Directive MIIT Order No 32, 2016	No Restricted Materials Above Threshold
EU REACH Regulation (EC) No. 1907/2006	Current ECHA Candidate List: JAN 2025 (247) Candidate List Declared Against: JUNE 2024 (241) Does not contain REACH SVHC
Halogen Content	Low Halogen - Br, Cl, F, I < 900 ppm per homogenous material. Also BFR/CFR/PVC Free
Solder Process Capability	Reflow solder capable to 260°C


Product Compliance Disclaimer

This information is provided based on reasonable inquiry of our suppliers and represents our current actual knowledge based on the information they provided. This information is subject to change. The part numbers that TE has identified as EU RoHS compliant have a maximum concentration of 0.1% by weight in homogenous materials for lead, hexavalent chromium, mercury, PBB, PBDE, DBP, BBP, DEHP, DIBP, and 0.01% for cadmium, or qualify for an exemption to these limits as defined in the Annexes of Directive 2011/65/EU (RoHS2). Finished electrical and electronic equipment products will be CE marked as required by Directive 2011/65/EU. Components may not be CE marked. Additionally, the part numbers that TE has identified as EU ELV compliant have a maximum concentration of 0.1% by weight in homogenous materials for lead, hexavalent chromium, and mercury, and 0.01% for cadmium, or qualify for an exemption to these limits as defined in the Annexes of Directive 2000/53/EC (ELV). Regarding the REACH Regulation, the information TE provides on SVHC in articles for this part number is based on the latest European Chemicals Agency (ECHA) ‘Guidance on requirements for substances in articles’ posted at this URL: <https://echa.europa.eu/guidance-documents/guidance-on-reach>


Compatible Parts




TE Part # 166870-5
3X32P MT TAN BU ST



TE Part # 5535068-5
ASSY,RECEPTACLE,EURO,TYPE C/2,L-FREE,A&C



TE Part # 5650459-5
ASSEMBLY,RECEPTACLE,EURO,TYPE



TE Part # 5650466-5
ASSEMBLY,RECEPTACLE,EURO,TYPE



TE Part # 8-1393640-6
[V42254B2201C483=PC612 FEDERLEI](#)

Customers Also Bought



TE Part #535070-5
[048 EURO TYPE C RECEPT ST ASSY](#)



TE Part #5747190-2
[09 RCPT SP/MS CNUT](#)



TE Part #5148020-5
[ASSY,PIN,EURO,\"C/2\",L-FREE,48](#)



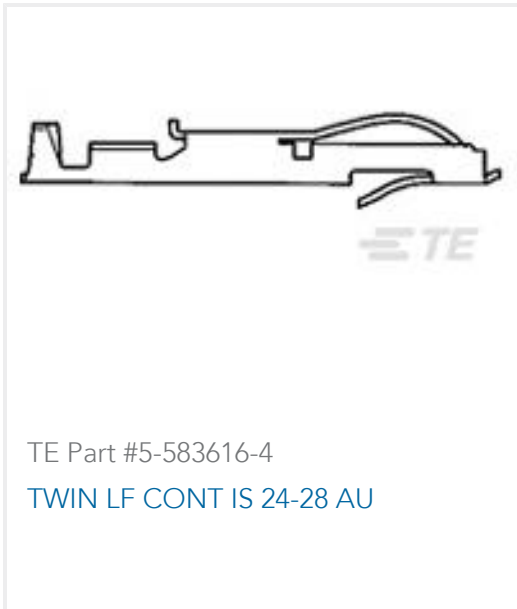
TE Part #3-644754-4
[04P MTA156 HDR ASSY SQ R/A F/L](#)



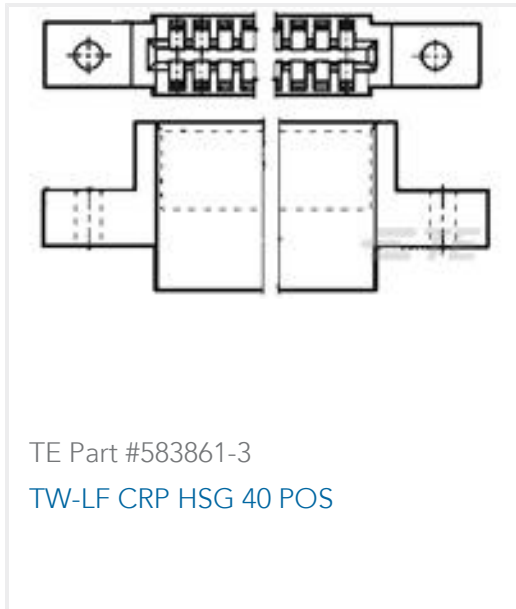
TE Part #354647-E
[STVD 32 F AC GG 7-02 0606 4,5 * 247 E 17](#)



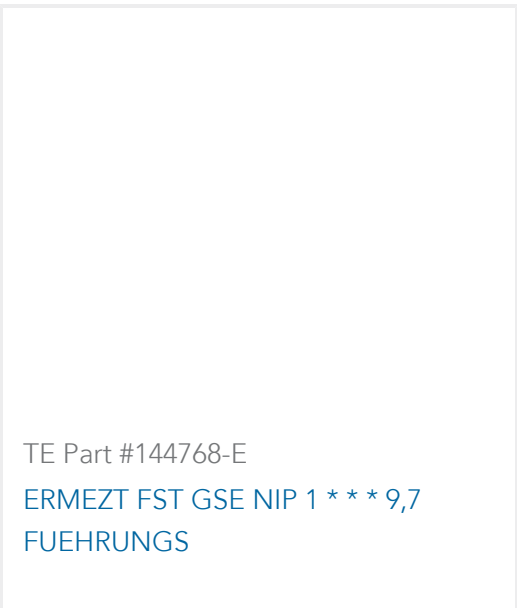
TE Part #650466-5
[032 EURO TYPE C RECEPT ST ASSY](#)



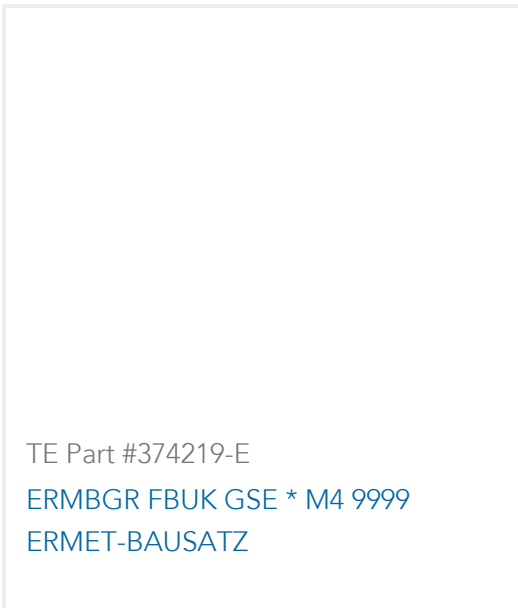
TE Part #5-583616-4
[TWIN LF CONT IS 24-28 AU](#)



TE Part #583861-3
[TW-LF CRP HSG 40 POS](#)



TE Part #144768-E
[ERMEZT FST GSE NIP 1 * * * 9,7 FUEHRUNGS](#)



TE Part #374219-E
[ERMBGR FBUK GSE * M4 9999 ERMET-BAUSATZ](#)

Documents

Product Drawings

[ASSY,PIN,EURO,TYPE C/2,LEAD-FREE,A&C,32/](#)

English

[ASSY,PIN,EURO,TYPE C/2,LEAD-FREE,A&C,32/](#)

English

CAD Files

Customer View Model

[ENG_CVM_CVM_5650978-5_O.2d_dxf.zip](#)



English

[3D PDF](#)

3D

Customer View Model

[ENG_CVM_CVM_5650978-5_O.3d_igs.zip](#)

English

Customer View Model

[ENG_CVM_CVM_5650978-5_O.3d_stp.zip](#)

English

By downloading the CAD file I accept and agree to the [Terms and Conditions](#) of use.

Product Specifications

[Application Specification](#)

English

Agency Approvals

[UL](#)

English