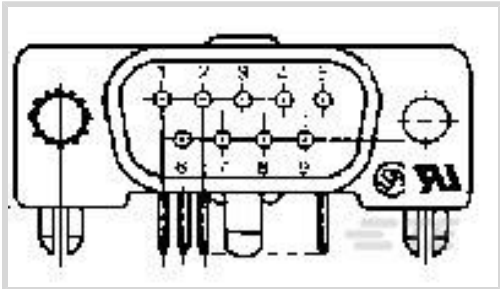




Connectors > D-Shaped Connectors



Number of Positions: 9

Connector & Housing Type: Plug

Connector System: Board-to-Board

Connector Mounting Type: Panel Mount & Board Mount

Connector Shell Size: 1

Features

Product Type Features

Shell Material Configuration	All Plastic
Connector & Housing Type	Plug
Connector System	Board-to-Board
Connector Shell Size	1
Connector & Contact Terminates To	Printed Circuit Board

Configuration Features

PCB Mount Orientation	Right Angle
Number of Rows	2
Number of Positions	9

Body Features

Primary Product Color	Black
Connector Profile	Standard

Contact Features

Contact Underplating Material	Palladium Nickel
	30 µin
Contact Shape & Form	Square
Contact Mating Area Plating Material	Gold (Au)
Contact Base Material	Brass
PCB Contact Termination Area Plating Material	Tin



Contact Current Rating (Max)	6 A
Contact Options	Installed

Termination Features

Termination Method to PCB	Through Hole - Solder
Termination Post & Tail Length	3.18 mm[.125 in]
Square Termination Post & Tail Dimension	.63 mm[.025 in]

Mechanical Attachment

PCB Mount Retention	With  .125 in
Mating Retention	Without
PCB Mount Retention Type	Boardlock
Connector Mounting Type	Panel Mount & Board Mount

Housing Features

Housing Material	Thermoplastic
Centerline (Pitch)	2.74 mm[.108 in]

Dimensions

Row-to-Row Spacing	2.84 mm[.112 in]
PCB Thickness (Recommended)	1.57 mm[.062 in]

Usage Conditions

Operating Temperature Range	-55 – 105 °C[-67 – 221 °F]
-----------------------------	----------------------------

Operation/Application

Circuit Application	Signal
---------------------	--------

Industry Standards

UL Flammability Rating	UL 94V-2
------------------------	----------

Packaging Features

Packaging Quantity	17
Packaging Method	Tube

Product Compliance

For compliance documentation, visit the product page on TE.com>

EU RoHS Directive 2011/65/EU	Compliant
EU ELV Directive 2000/53/EC	Compliant




China RoHS 2 Directive MIIT Order No 32, 2016	No Restricted Materials Above Threshold
EU REACH Regulation (EC) No. 1907/2006	Current ECHA Candidate List: JAN 2025 (247) Candidate List Declared Against: JUNE 2024 (241) Does not contain REACH SVHC
Halogen Content	Low Halogen - Br, Cl, F, I < 900 ppm per homogenous material. Also BFR/CFR/PVC Free
Solder Process Capability	Wave solder capable to 265°C

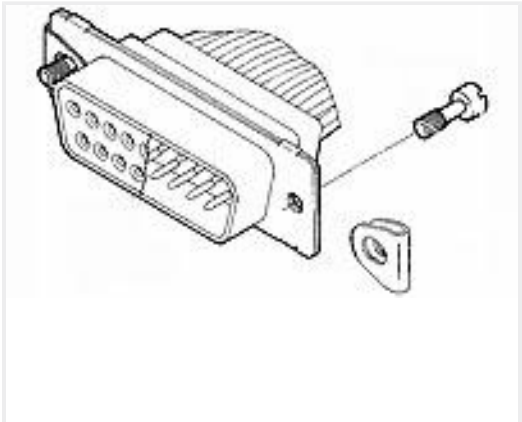
Product Compliance Disclaimer

This information is provided based on reasonable inquiry of our suppliers and represents our current actual knowledge based on the information they provided. This information is subject to change. The part numbers that TE has identified as EU RoHS compliant have a maximum concentration of 0.1% by weight in homogenous materials for lead, hexavalent chromium, mercury, PBB, PBDE, DBP, BBP, DEHP, DIBP, and 0.01% for cadmium, or qualify for an exemption to these limits as defined in the Annexes of Directive 2011/65/EU (RoHS2). Finished electrical and electronic equipment products will be CE marked as required by Directive 2011/65/EU. Components may not be CE marked. Additionally, the part numbers that TE has identified as EU ELV compliant have a maximum concentration of 0.1% by weight in homogenous materials for lead, hexavalent chromium, and mercury, and 0.01% for cadmium, or qualify for an exemption to these limits as defined in the Annexes of Directive 2000/53/EC (ELV). Regarding the REACH Regulation, the information TE provides on SVHC in articles for this part number is based on the latest European Chemicals Agency (ECHA) 'Guidance on requirements for substances in articles' posted at this URL: <https://echa.europa.eu/guidance-documents/guidance-on-reach>


Customers Also Bought




TE Part #6609116-3  
6EHG1-2=F7704 S0




TE Part #211883-5  
SCREW RETAINER KIT,AMPLIMITE




TE Part #6-1879354-7  
RR03 5% 180R AMMO




TE Part #5747844-4  
09 MSFL RCPT RA 318 (IN,FM,BL)



TE Part #2-1393237-8  
RT424012F



TE Part #5747846-4  
25 MSFL RCPT RA 318 (IN,FM,BL)



TE Part #5747840-4  
HD-20 PLUG RA .318 FMS BD-LK 4

Documents

Product Drawings  
HDJ PLUG 9P RA 590



English

CAD Files

3D PDF

3D

Customer View Model

ENG\_CVM\_CVM\_5745001-2\_A.2d\_dxf.zip

English

Customer View Model

ENG\_CVM\_CVM\_5745001-2\_A.3d\_igs.zip

English

Customer View Model

ENG\_CVM\_CVM\_5745001-2\_A.3d\_stp.zip

English

By downloading the CAD file I accept and agree to the [Terms and Conditions](#) of use.

Product Specifications

Application Specification

English

Agency Approvals

UL Report

English