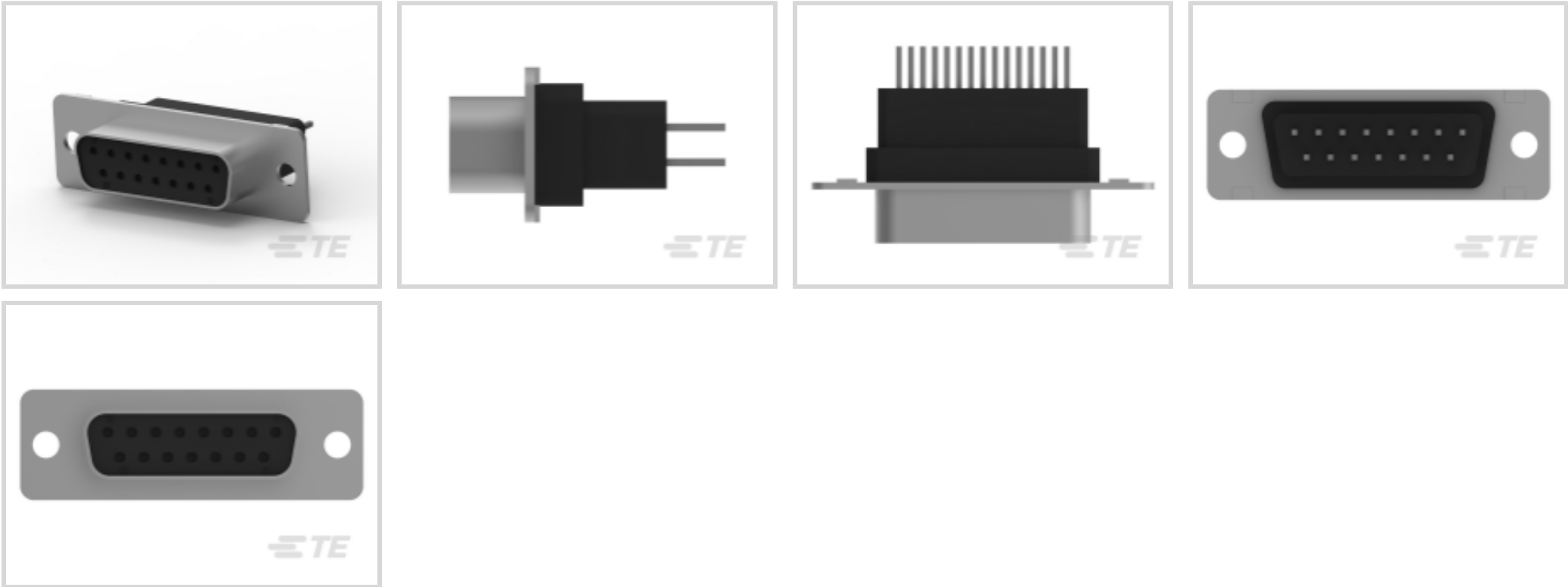




Connectors > D-Shaped Connectors > D-Sub Receptacle Assembly: Vertical, Shell Size 2, 2.74mm



Number of Positions: 15

Connector & Housing Type: Receptacle

Connector System: Board-to-Board

Connector Mounting Type: Board Mount

Connector Shell Size: 2

[All D-Sub Receptacle Assembly: Vertical, Shell Size 2, 2.74mm \(26\)](#)

Features

Product Type Features

Shell Material Configuration	Full Metal Shell
Connector & Housing Type	Receptacle
Connector System	Board-to-Board
Connector Shell Size	2
Connector & Contact Terminates To	Printed Circuit Board

Configuration Features

PCB Mount Orientation	Vertical
Number of Rows	2
Number of Positions	15

Body Features

Insert Material	Thermoplastic
Shell Plating Material	Tin



Connector Profile	High
Contact Features	
Contact Underplating Material	Nickel
	30 µin
Contact Shape & Form	Square
Contact Mating Area Plating Material	Gold (Au)
Contact Base Material	Phosphor Bronze
PCB Contact Termination Area Plating Material	Tin
Contact Current Rating (Max)	6 A
Contact Options	Installed
Termination Features	
Termination Method to PCB	Through Hole - Solder
Termination Post & Tail Length	4.78 mm[.188 in]
Square Termination Post & Tail Dimension	.63 mm[.025 in]
Mechanical Attachment	
PCB Mount Retention	With
Mounting Hole Diameter	3.05 mm[.12 in]
Mating Retention	Without
PCB Mount Retention Type	Mounting Hole
Connector Mounting Type	Board Mount
Housing Features	
Shell Material	Steel
Centerline (Pitch)	2.74 mm[.108 in]
Dimensions	
Row-to-Row Spacing	2.84 mm[.112 in]
PCB Thickness (Recommended)	2.36 – 3.18 mm[.093 – .125 in]
Usage Conditions	
Operating Temperature Range	-55 – 105 °C[-67 – 221 °F]
Operation/Application	
Circuit Application	Signal
Industry Standards	
UL Flammability Rating	UL 94V-0



Packaging Features

Packaging Quantity	10
Packaging Method	Tube

Product Compliance

For compliance documentation, visit the product page on TE.com>

EU RoHS Directive 2011/65/EU	Compliant
EU ELV Directive 2000/53/EC	Compliant
China RoHS 2 Directive MIIT Order No 32, 2016	No Restricted Materials Above Threshold
EU REACH Regulation (EC) No. 1907/2006	Current ECHA Candidate List: JAN 2025 (247) Candidate List Declared Against: JAN 2025 (247) Does not contain REACH SVHC
Halogen Content	Not Low Halogen - contains Br or Cl > 900 ppm.
Solder Process Capability	Wave solder capable to 265°C

Product Compliance Disclaimer

This information is provided based on reasonable inquiry of our suppliers and represents our current actual knowledge based on the information they provided. This information is subject to change. The part numbers that TE has identified as EU RoHS compliant have a maximum concentration of 0.1% by weight in homogenous materials for lead, hexavalent chromium, mercury, PBB, PBDE, DBP, BBP, DEHP, DIBP, and 0.01% for cadmium, or qualify for an exemption to these limits as defined in the Annexes of Directive 2011/65/EU (RoHS2). Finished electrical and electronic equipment products will be CE marked as required by Directive 2011/65/EU. Components may not be CE marked. Additionally, the part numbers that TE has identified as EU ELV compliant have a maximum concentration of 0.1% by weight in homogenous materials for lead, hexavalent chromium, and mercury, and 0.01% for cadmium, or qualify for an exemption to these limits as defined in the Annexes of Directive 2000/53/EC (ELV). Regarding the REACH Regulation, the information TE provides on SVHC in articles for this part number is based on the latest European Chemicals Agency (ECHA) 'Guidance on requirements for substances in articles' posted at this URL: <https://echa.europa.eu/guidance-documents/guidance-on-reach>

Compatible Parts



TE Part # CAT-AM7-H3  
IDC D-Sub: Plug Assembly, Low Profile, Signal, 2.77 mm




TE Part # 1-745494-7  
PLUG ASSY,15P,HDE,MS



TE Part # 1-745494-5  
15 HDE MS PLUG,22-26,LEAD FREE

Also in the Series | **AMPLIMITE HD-20**



[D-Shaped Connectors\(285\)](#)



[PCB D-Sub Connectors\(285\)](#)

Customers Also Bought



TE Part #350825-1  
[03P UMNL HDR ASSY PC 94VO](#)



TE Part #5747845-4  
[15 MSFL RCPT RA 318 \(IN,FM,BL\)](#)



TE Part #794697-1  
[04P CMNL HDR ASSY R/A PC NATL](#)




TE Part #5352068-1  
[Z-PACK/A RAF 110P](#)



TE Part #5205735-7  
[15 PLUG SP/MS STD](#)



TE Part #87258-5  
[05 MODI HDR SRRA .156CL](#)



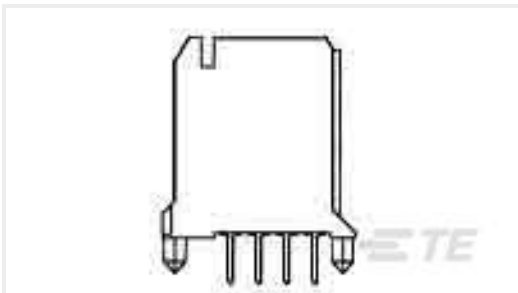
TE Part #5796078-1  
[HDR ASSY,RA,KEYLESS,5POS](#)



TE Part #4-794627-2  
[12P MICRO MNL ASSY,RA,SMT,LF](#)



TE Part #1410420-2  
[MULTIGIG RT T1 .8" BP FULL STN](#)



TE Part #5223650-2  
[2MM FB,4RV,REC,ASY,048,PF,4.25](#)

Documents

Product Drawings

[15 RCPT SP/MS STD](#)

English

CAD Files

[3D PDF](#)

English

Customer View Model

[ENG\\_CVM\\_5745185-7\\_B.2d\\_dxf.zip](#)



English

Customer View Model

[ENG\\_CVM\\_5745185-7\\_B.3d\\_igs.zip](#)

English

Customer View Model

[ENG\\_CVM\\_5745185-7\\_B.3d\\_stp.zip](#)

English

By downloading the CAD file I accept and agree to the [Terms and Conditions](#) of use.

Datasheets & Catalog Pages

[AMPLIMITE Subminiature D Connectors - Straight Posted Connectors](#)

English

Product Specifications

[Application Specification](#)

English

Agency Approvals

[UL Report](#)

English