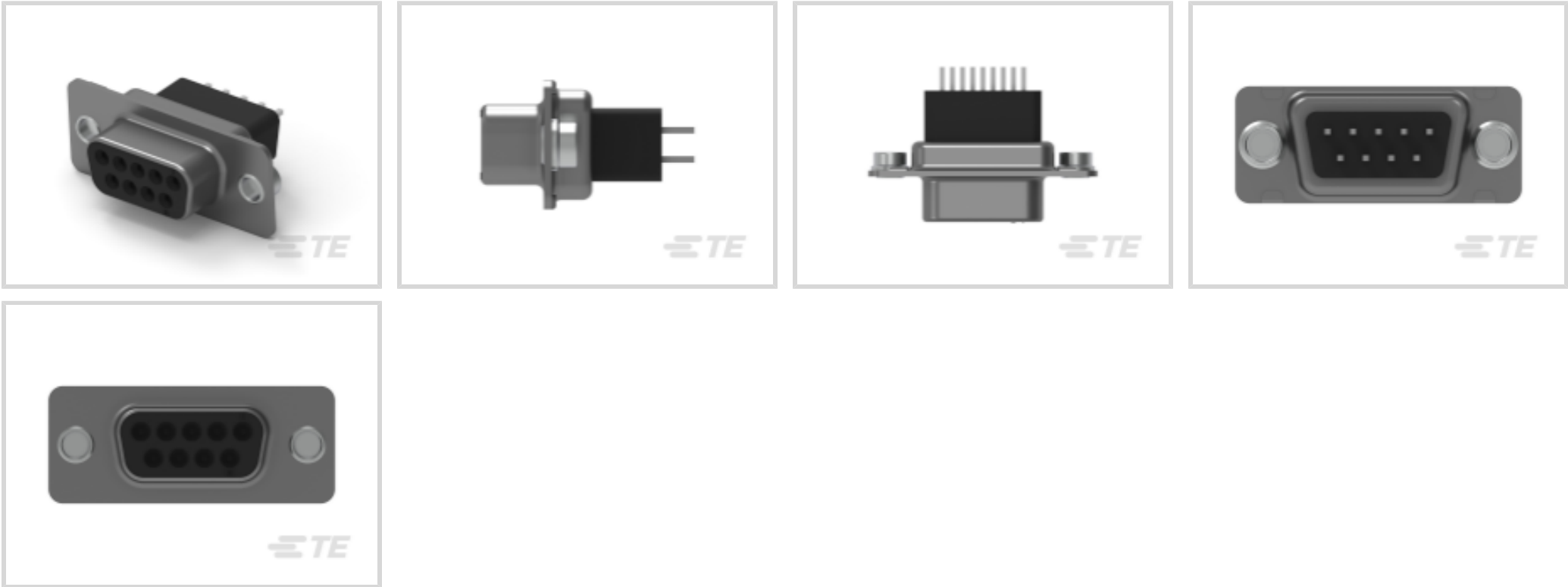




Connectors > D-Shaped Connectors > D-Sub Receptacle Assembly: Vertical, Shell Size 1, 2.74mm



Number of Positions: 9

Connector & Housing Type: Receptacle

Connector System: Board-to-Board

Connector Mounting Type: Board Mount

Connector Shell Size: 1

[All D-Sub Receptacle Assembly: Vertical, Shell Size 1, 2.74mm \(37\)](#)

Features

Product Type Features

Shell Material Configuration	Full Metal Shell
Connector & Housing Type	Receptacle
Connector System	Board-to-Board
Connector Shell Size	1
Connector & Contact Terminates To	Printed Circuit Board

Configuration Features

PCB Mount Orientation	Vertical
Number of Rows	2
Number of Positions	9

Body Features

Insert Material	Thermoplastic
Shell Plating Material	Tin



Primary Product Color	Black
Connector Profile	High

Contact Features

Contact Underplating Material	Palladium Nickel
	30 µin
Contact Shape & Form	Square
Contact Mating Area Plating Material	Gold (Au)
Contact Base Material	Phosphor Bronze
PCB Contact Termination Area Plating Material	Tin
Contact Current Rating (Max)	6 A
Contact Options	Installed

Termination Features

Termination Method to PCB	Through Hole - Solder
Termination Post & Tail Length	3.18 mm[.125 in]
Square Termination Post & Tail Dimension	.63 mm[.025 in]

Mechanical Attachment

Mating Retention Type	Clinch Nut, 4-40 UNC
PCB Mount Retention	With
Mounting Hole Diameter	3.05 mm[.12 in]
Mating Retention	With
PCB Mount Retention Type	Mounting Hole
Connector Mounting Type	Board Mount

Housing Features

Housing Material	Nylon GF, PBT GF
Shell Material	Carbon Steel
Centerline (Pitch)	2.74 mm[.108 in]

Dimensions

Row-to-Row Spacing	2.84 mm[.112 in]
PCB Thickness (Recommended)	1.57 – 2.36 mm[.062 – .093 in]

Usage Conditions

Operating Temperature Range	-55 – 105 °C[-67 – 221 °F]
-----------------------------	----------------------------

Operation/Application



Circuit Application	Signal
---------------------	--------

Industry Standards

UL Flammability Rating	UL 94V-0
------------------------	----------

Packaging Features

Packaging Quantity	17
Packaging Method	Tube

Product Compliance

For compliance documentation, visit the product page on TE.com>

EU RoHS Directive 2011/65/EU	Compliant
EU ELV Directive 2000/53/EC	Compliant
China RoHS 2 Directive MIIT Order No 32, 2016	No Restricted Materials Above Threshold
EU REACH Regulation (EC) No. 1907/2006	Current ECHA Candidate List: JAN 2025 (247) Candidate List Declared Against: JAN 2025 (247) Does not contain REACH SVHC
Halogen Content	Not Low Halogen - contains Br or Cl > 900 ppm.
Solder Process Capability	Wave solder capable to 265°C

Product Compliance Disclaimer

This information is provided based on reasonable inquiry of our suppliers and represents our current actual knowledge based on the information they provided. This information is subject to change. The part numbers that TE has identified as EU RoHS compliant have a maximum concentration of 0.1% by weight in homogenous materials for lead, hexavalent chromium, mercury, PBB, PBDE, DBP, BBP, DEHP, DIBP, and 0.01% for cadmium, or qualify for an exemption to these limits as defined in the Annexes of Directive 2011/65/EU (RoHS2). Finished electrical and electronic equipment products will be CE marked as required by Directive 2011/65/EU. Components may not be CE marked. Additionally, the part numbers that TE has identified as EU ELV compliant have a maximum concentration of 0.1% by weight in homogenous materials for lead, hexavalent chromium, and mercury, and 0.01% for cadmium, or qualify for an exemption to these limits as defined in the Annexes of Directive 2000/53/EC (ELV). Regarding the REACH Regulation, the information TE provides on SVHC in articles for this part number is based on the latest European Chemicals Agency (ECHA) 'Guidance on requirements for substances in articles' posted at this URL: <https://echa.europa.eu/guidance-documents/guidance-on-reach>

Compatible Parts



TE Part # CAT-AM7-248H3
IDC D-Sub: Plug Assembly, Wire to Wire, Signal, 2.77 mm




TE Part # 1-747944-5
09 SHLDG ENCL PLUG, LEAD FREE



TE Part # CAT-AM7-H3
IDC D-Sub: Plug Assembly, Low Profile, Signal, 2.77 mm

Also in the Series | **AMPLIMITE HD-20**



D-Shaped Connectors(285)



PCB D-Sub Connectors(285)

Customers Also Bought



TE Part #354647-E
STVD 32 F AC GG 7-02 0606 4,5 * 247 E 17



TE Part #650466-5
032 EURO TYPE C RECEPT ST ASSY



TE Part #1761606-5
IDC LOW PRO HDR 14P VERT LA



TE Part #5148020-5
ASSY,PIN,EURO,"C/2",L-FREE,48



TE Part #3-644754-4
04P MTA156 HDR ASSY SQ R/A F/L



TE Part #350428-4
02P UMNL PIN HDR ASSY NATL AU



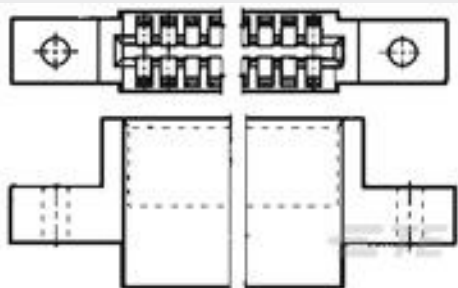
TE Part #535070-5
048 EURO TYPE C RECEPT ST ASSY



TE Part #5650978-5
ASSY,PIN,EURO,TYPE C/2,LEAD-FREE,A&C,32/



TE Part #5-583616-4
TWIN LF CONT IS 24-28 AU



TE Part #583861-3
TW-LF CRP HSG 40 POS



Documents

Product Drawings

09 RCPT SP/MS CNUT

English

CAD Files

3D PDF

3D

Customer View Model

ENG_CVM_CVM_5747190-2_B.2d_dxf.zip

English

Customer View Model

ENG_CVM_CVM_5747190-2_B.3d_igs.zip

English

Customer View Model

ENG_CVM_CVM_5747190-2_B.3d_stp.zip

English

By downloading the CAD file I accept and agree to the [Terms and Conditions](#) of use.

Datasheets & Catalog Pages

AMPLIMITE Subminiature D Connectors - Straight Posted Connectors

English

Product Specifications

Application Specification

English

Agency Approvals

UL Report

English