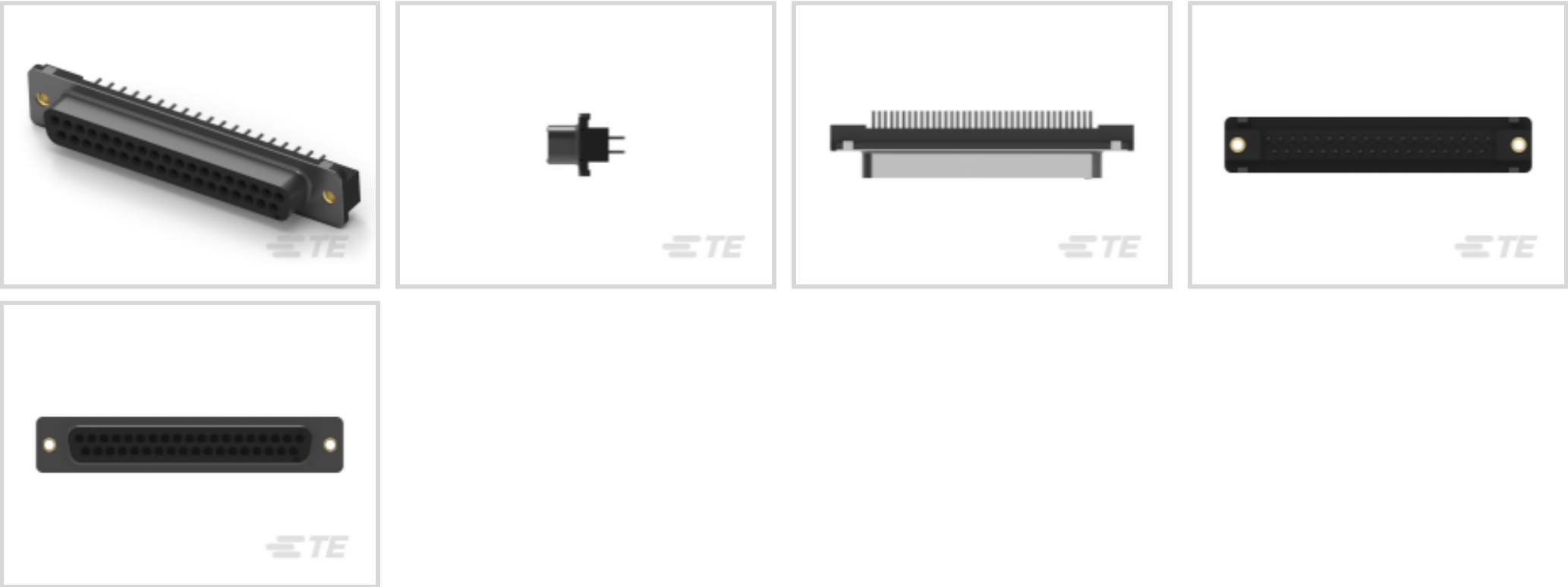




Connectors > D-Shaped Connectors > D-Sub Receptacle Assembly: Vertical, Shell Size 4, 2.77mm



Number of Positions: 37

Connector & Housing Type: Receptacle

Connector System: Board-to-Board

Connector Mounting Type: Board Mount

Connector Shell Size: 4

[All D-Sub Receptacle Assembly: Vertical, Shell Size 4, 2.77mm \(17\)](#)

Features

Product Type Features

Shell Material Configuration	Front Metal Shell
Connector & Housing Type	Receptacle
Connector System	Board-to-Board
Connector Shell Size	4
Connector & Contact Terminates To	Printed Circuit Board

Configuration Features

PCB Mount Orientation	Vertical
Number of Rows	2
Number of Positions	37

Body Features

Shell Plating Material	Tin
Mating Retention Feature Material	Brass



Primary Product Color	Black
Connector Profile	Standard

Contact Features

Contact Underplating Material	Nickel
Contact Shape & Form	Round
Contact Mating Area Plating Material	Gold Flash
Contact Base Material	Phosphor Bronze
PCB Contact Termination Area Plating Material	Tin
Contact Current Rating (Max)	6 A
Contact Options	Installed

Termination Features

Termination Post & Tail Diameter	.66 mm[.026 in]
Termination Method to PCB	Through Hole - Solder
Termination Post & Tail Length	3.18 mm[.125 in]

Mechanical Attachment

Mating Retention Type	Threaded Insert, 4-40 UNC
PCB Mount Retention	With
Mounting Hole Diameter	3.05 mm[.12 in]
Mating Retention	With
PCB Mount Retention Type	Mounting Hole
Connector Mounting Type	Board Mount

Housing Features

Housing Material	Polyester
Shell Material	Carbon Steel
Centerline (Pitch)	2.77 mm[.109 in]

Dimensions

Row-to-Row Spacing	2.84 mm[.112 in]
PCB Thickness (Recommended)	1.57 – 2.36 mm[.062 – .093 in]

Usage Conditions

Operating Temperature Range	-55 – 105 °C[-67 – 221 °F]
-----------------------------	----------------------------

Operation/Application

Circuit Application	Signal
---------------------	--------



Industry Standards

UL Flammability Rating	UL 94V-0
------------------------	----------

Packaging Features

Packaging Quantity	7
Packaging Method	Tube

Product Compliance

For compliance documentation, visit the product page on TE.com>

EU RoHS Directive 2011/65/EU	Compliant with Exemptions
EU ELV Directive 2000/53/EC	Compliant with Exemptions
China RoHS 2 Directive MIIT Order No 32, 2016	Restricted Materials Above Threshold
EU REACH Regulation (EC) No. 1907/2006	Current ECHA Candidate List: JAN 2025 (247) Candidate List Declared Against: JAN 2025 (247) SVHC > Threshold: Pb (3.7% in 74019106) Article Safe Usage Statements: Do not eat, drink or smoke when using this product. Wash thoroughly after handling. Recycle if possible and dispose of the article by following all applicable governmental regulations relevant to your geographic location.
Halogen Content	Not Low Halogen - contains Br or Cl > 900 ppm.
Solder Process Capability	Wave solder capable to 265°C


Product Compliance Disclaimer

This information is provided based on reasonable inquiry of our suppliers and represents our current actual knowledge based on the information they provided. This information is subject to change. The part numbers that TE has identified as EU RoHS compliant have a maximum concentration of 0.1% by weight in homogenous materials for lead, hexavalent chromium, mercury, PBB, PBDE, DBP, BBP, DEHP, DIBP, and 0.01% for cadmium, or qualify for an exemption to these limits as defined in the Annexes of Directive 2011/65/EU (RoHS2). Finished electrical and electronic equipment products will be CE marked as required by Directive 2011/65/EU. Components may not be CE marked. Additionally, the part numbers that TE has identified as EU ELV compliant have a maximum concentration of 0.1% by weight in homogenous materials for lead, hexavalent chromium, and mercury, and 0.01% for cadmium, or qualify for an exemption to these limits as defined in the Annexes of Directive 2000/53/EC (ELV). Regarding the REACH Regulation, the information TE provides on SVHC in articles for this part number is based on the latest European Chemicals Agency (ECHA) ‘Guidance on requirements for substances in articles’ posted at this URL: <https://echa.europa.eu/guidance-documents/guidance-on-reach>


Compatible Parts



Also in the Series | **AMPLIMITE HD-20**



Customers Also Bought





Documents

Product Drawings

37 RCPT SP/FMS INSRT

English

CAD Files

Customer View Model

ENG_CVM_CVM_5747301-7_L.3d_igs.zip

English

Customer View Model

ENG_CVM_CVM_5747301-7_L.3d_stp.zip

English

Customer View Model

ENG_CVM_CVM_5747301-7_L.2d_dxf.zip

English

3D PDF

3D

Customer View Model

ENG_CVM_5747301-7_A.3d_igs.zip

English

Customer View Model

ENG_CVM_5747301-7_A.3d_stp.zip

English

Customer View Model

ENG_CVM_5747301-7_A.2d_dxf.zip

English

3D PDF

English

By downloading the CAD file I accept and agree to the [Terms and Conditions](#) of use.

Datasheets & Catalog Pages

AMPLIMITE Subminiature D Connectors - Straight Posted Connectors

English

Product Specifications

Application Specification

English

Agency Approvals

UL Report

English