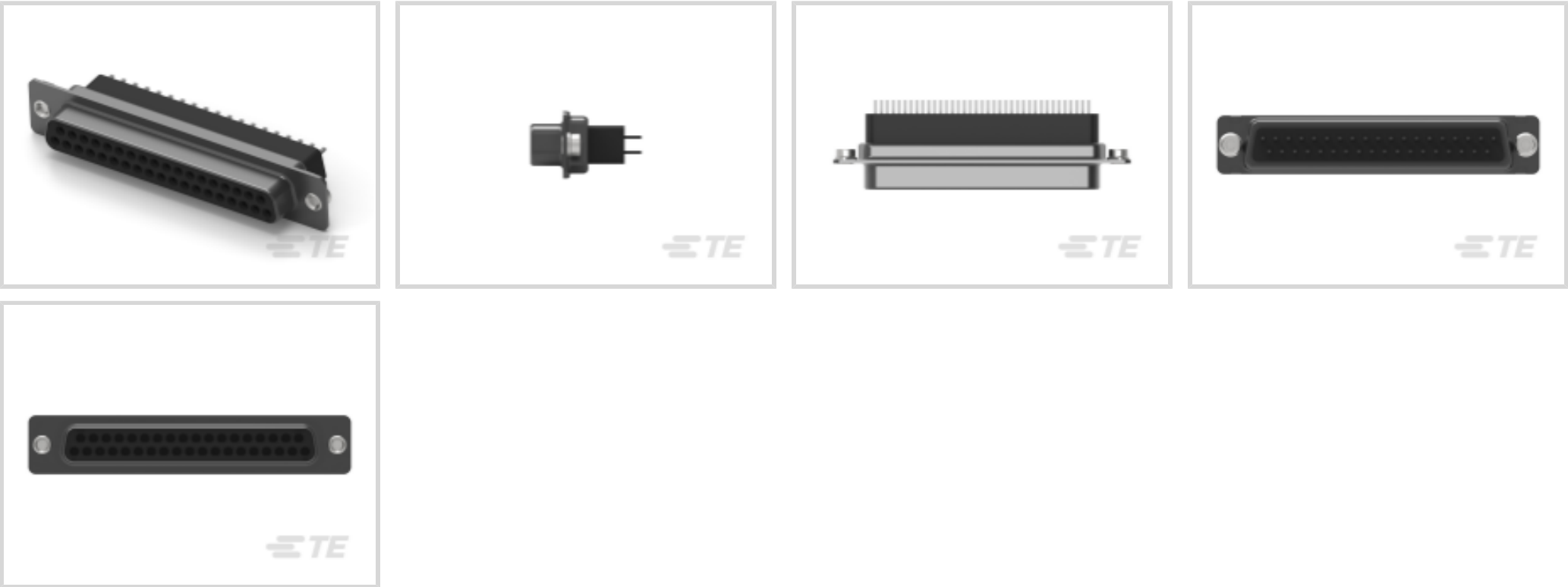




Connectors > D-Shaped Connectors > D-Sub Receptacle Assembly: Vertical, Shell Size 4, 2.77mm



Number of Positions: 37

Connector & Housing Type: Receptacle

Connector System: Board-to-Board

Connector Mounting Type: Board Mount

Connector Shell Size: 4

[All D-Sub Receptacle Assembly: Vertical, Shell Size 4, 2.77mm \(17\)](#)

Features

Product Type Features

Shell Material Configuration	Full Metal Shell
Connector & Housing Type	Receptacle
Connector System	Board-to-Board
Connector Shell Size	4
Connector & Contact Terminates To	Printed Circuit Board

Configuration Features

PCB Mount Orientation	Vertical
Number of Rows	2
Number of Positions	37

Body Features

Insert Material	Thermoplastic
Shell Plating Material	Tin



Primary Product Color	Black
Connector Profile	High

Contact Features

Contact Underplating Material	Palladium Nickel
	30 µin
Contact Shape & Form	Square
Contact Mating Area Plating Material	Gold (Au)
Contact Base Material	Phosphor Bronze
PCB Contact Termination Area Plating Material	Tin
Contact Current Rating (Max)	6 A
Contact Options	Installed

Termination Features

Termination Method to PCB	Through Hole - Solder
Termination Post & Tail Length	3.18 mm[.125 in]
Square Termination Post & Tail Dimension	.63 mm[.025 in]

Mechanical Attachment

Mating Retention Type	Clinch Nut, 4-40 UNC
PCB Mount Retention	With
Mounting Hole Diameter	3.05 mm[.12 in]
Mating Retention	With
PCB Mount Retention Type	Mounting Hole
Connector Mounting Type	Board Mount

Housing Features

Housing Material	Nylon GF, PBT GF
Shell Material	Carbon Steel
Centerline (Pitch)	2.77 mm[.109 in]

Dimensions

Row-to-Row Spacing	2.84 mm[.112 in]
PCB Thickness (Recommended)	1.57 – 2.36 mm[.062 – .093 in]

Usage Conditions

Operating Temperature Range	-55 – 105 °C[-67 – 221 °F]
-----------------------------	----------------------------

Operation/Application



Circuit Application	Signal
---------------------	--------

Industry Standards

UL Flammability Rating	UL 94V-0
------------------------	----------

Packaging Features

Packaging Quantity	7
Packaging Method	Tube

Product Compliance

For compliance documentation, visit the product page on TE.com>

EU RoHS Directive 2011/65/EU	Compliant
EU ELV Directive 2000/53/EC	Compliant
China RoHS 2 Directive MIIT Order No 32, 2016	No Restricted Materials Above Threshold
EU REACH Regulation (EC) No. 1907/2006	Current ECHA Candidate List: JAN 2025 (247) Candidate List Declared Against: JAN 2025 (247) Does not contain REACH SVHC
Halogen Content	Not Low Halogen - contains Br or Cl > 900 ppm.
Solder Process Capability	Wave solder capable to 265°C

Product Compliance Disclaimer

This information is provided based on reasonable inquiry of our suppliers and represents our current actual knowledge based on the information they provided. This information is subject to change. The part numbers that TE has identified as EU RoHS compliant have a maximum concentration of 0.1% by weight in homogenous materials for lead, hexavalent chromium, mercury, PBB, PBDE, DBP, BBP, DEHP, DIBP, and 0.01% for cadmium, or qualify for an exemption to these limits as defined in the Annexes of Directive 2011/65/EU (RoHS2). Finished electrical and electronic equipment products will be CE marked as required by Directive 2011/65/EU. Components may not be CE marked. Additionally, the part numbers that TE has identified as EU ELV compliant have a maximum concentration of 0.1% by weight in homogenous materials for lead, hexavalent chromium, and mercury, and 0.01% for cadmium, or qualify for an exemption to these limits as defined in the Annexes of Directive 2000/53/EC (ELV). Regarding the REACH Regulation, the information TE provides on SVHC in articles for this part number is based on the latest European Chemicals Agency (ECHA) 'Guidance on requirements for substances in articles' posted at this URL: <https://echa.europa.eu/guidance-documents/guidance-on-reach>

Compatible Parts





TE Part # CAT-AM7-H3  
IDC D-Sub: Plug Assembly, Low  
Profile, Signal, 2.77 mm




TE Part # 1-747950-5  
KIT,PLUG,37P,HDE,SHLD ENCLSRE



TE Part # CAT-AM7-248H3  
IDC D-Sub: Plug Assembly, Wire to  
Wire, Signal, 2.77 mm

Also in the Series | **AMPLIMITE HD-20**



D-Shaped Connectors(285)

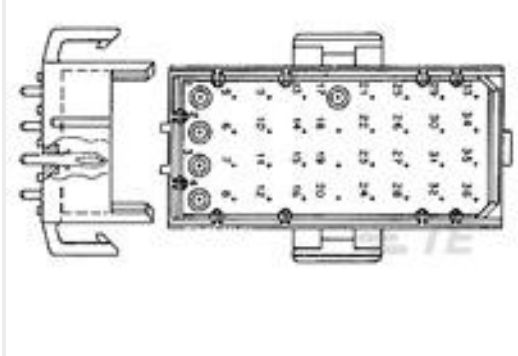


PCB D-Sub Connectors(285)

Customers Also Bought



TE Part #3-2176484-6  
RA73F 2A 13K7 0.1% 5K RL



TE Part #640497-2  
02P MR HDR ASSY



TE Part #2132742-1  
IMP100S,R,RA4P6C,UG,46



TE Part #6-2176306-6  
RP 1E 0.1W 5K49 0.1% 25PPM 5K RL



TE Part #2357971-1  
ASSY, NanoRF BP module, V67,  
Combo



TE Part #5747302-1  
50 RCPT SP/MS CNUT




TE Part #1-1879213-4  
CPF 0402 35R7 0.1% 25PPM 1K RL



TE Part #1-2176390-2  
RQ 1206 1K5 0.1% 10PPM 5K RL



TE Part #2352497-1  
BPConnAssy,Center,MULTIGIG BP  
Stacker



TE Part #5223004-2  
FB-5R,ASY,060,SIG,REC,SL,2.73



Documents

Product Drawings

37 RCPT SP/MS CNUT

English

CAD Files

3D PDF

3D

Customer View Model

ENG\_CVM\_CVM\_5747315-1\_B.2d\_dxf.zip

English

Customer View Model

ENG\_CVM\_CVM\_5747315-1\_B.3d\_igs.zip

English

Customer View Model

ENG\_CVM\_CVM\_5747315-1\_B.3d\_stp.zip

English

By downloading the CAD file I accept and agree to the [Terms and Conditions](#) of use.

Datasheets & Catalog Pages

AMPLIMITE Subminiature D Connectors - Straight Posted Connectors

English

Product Specifications

Application Specification

English

Agency Approvals

UL Report

English