



TE Internal #: 5787745-2  
A, 2.0, Standard Profile, Receptacle, 2 Port, Top, Right Angle, Box  
& Tray / Tray, Through Hole - Solder, Cable-to-Board, 8 Position,  
USB Connectors  
[View on TE.com >](#)

Connectors > Audio & Video Connectors > USB Connectors



USB Adapter Type: **A**  
USB Version: **2.0**  
Connector Profile: **Standard**  
Connector & Housing Type: **Receptacle**  
Number of Ports: **2**

Features

Product Type Features

|                                   |                       |
|-----------------------------------|-----------------------|
| Ground Feature Type               | Ground Finger         |
| Grounding Options                 | Panel Ground          |
| USB Adapter Type                  | A                     |
| USB Version                       | 2.0                   |
| Connector & Housing Type          | Receptacle            |
| Connector System                  | Cable-to-Board        |
| Connector & Contact Terminates To | Printed Circuit Board |
| USB Connector Type                | USB 2.0 Type-A        |

Configuration Features

|                       |               |
|-----------------------|---------------|
| Panel Ground Location | Between Ports |
| Number of Ports       | 2             |
| Number of Positions   | 8             |

Body Features

|                      |        |
|----------------------|--------|
| Shell Plating Finish | Bright |
|----------------------|--------|



|                        |          |
|------------------------|----------|
| Shell Plating Material | Tin      |
| Connector Profile      | Standard |

Contact Features

|  |  |
|--|--|
| Contact Mating Area Plating Material Thickness | .76 µm[29.92 µin]                        |
| Contact Mating Area Plating Material           | Gold or Gold Flash over Palladium Nickel |
| Contact Current Rating (Max)                   | 1 A                                      |

Termination Features

|                                |                       |
|--------------------------------|-----------------------|
| Termination Post & Tail Length | 2.29 mm[.09 in]       |
| Termination Method to PCB      | Through Hole - Solder |

Mechanical Attachment

|                          |             |
|--------------------------|-------------|
| Locking Feature          | With        |
| PCB Mount Location       | Top         |
| PCB Mount Retention Type | Kinked Legs |
| Connector Mounting Type  | Board Mount |

Housing Features

|                    |                                |
|--------------------|--------------------------------|
| Housing Color      | Black                          |
| Housing Material   | Thermoplastic                  |
| Body Orientation   | Right Angle                    |
| Centerline (Pitch) | 2 mm, 2.5 mm[.078 in][.098 in] |

Dimensions

|                             |                  |
|-----------------------------|------------------|
| PCB Thickness (Recommended) | 1.57 mm[.062 in] |
|-----------------------------|------------------|

Usage Conditions

|                             |                           |
|-----------------------------|---------------------------|
| Soldering Temperature (Max) | 245 °C[500 °F]            |
| Mating Cycles (Max)         | 1500                      |
| Operating Temperature Range | -55 – 85 °C[-67 – 185 °F] |

Operation/Application

|                     |        |
|---------------------|--------|
| Circuit Application | Signal |
|---------------------|--------|

Industry Standards

|                   |         |
|-------------------|---------|
| Industry Standard | USB 2.0 |
|-------------------|---------|

Packaging Features

|                    |    |
|--------------------|----|
| Packaging Quantity | 88 |
|--------------------|----|



Packaging Method

Box & Tray, Tray

Product Compliance

For compliance documentation, visit the product page on TE.com>

|   |   |
|---|---|
| EU RoHS Directive 2011/65/EU                  | Compliant   |
| EU ELV Directive 2000/53/EC                   | Compliant   |
| China RoHS 2 Directive MIIT Order No 32, 2016 | No Restricted Materials Above Threshold   |
| EU REACH Regulation (EC) No. 1907/2006        | Current ECHA Candidate List: JAN 2025 (247)<br>Candidate List Declared Against: JAN 2025 (247)<br>Does not contain REACH SVHC |
| Halogen Content                               | Not Low Halogen - contains Br or Cl > 900 ppm.  |
| Solder Process Capability                     | Wave solder capable to 240°C  |

Product Compliance Disclaimer

This information is provided based on reasonable inquiry of our suppliers and represents our current actual knowledge based on the information they provided. This information is subject to change. The part numbers that TE has identified as EU RoHS compliant have a maximum concentration of 0.1% by weight in homogenous materials for lead, hexavalent chromium, mercury, PBB, PBDE, DBP, BBP, DEHP, DIBP, and 0.01% for cadmium, or qualify for an exemption to these limits as defined in the Annexes of Directive 2011/65/EU (RoHS2). Finished electrical and electronic equipment products will be CE marked as required by Directive 2011/65/EU. Components may not be CE marked. Additionally, the part numbers that TE has identified as EU ELV compliant have a maximum concentration of 0.1% by weight in homogenous materials for lead, hexavalent chromium, and mercury, and 0.01% for cadmium, or qualify for an exemption to these limits as defined in the Annexes of Directive 2000/53/EC (ELV). Regarding the REACH Regulation, the information TE provides on SVHC in articles for this part number is based on the latest European Chemicals Agency (ECHA) 'Guidance on requirements for substances in articles' posted at this URL: <https://echa.europa.eu/guidance-documents/guidance-on-reach>

Compatible Parts

TE Part # 1487599-1  
USB, A-BLUNT,28/28,BLK,0.83M

TE Part # 1487593-1  
USB, A-BLUNT,28/24,WHT,2.0M

TE Part # 1-1734028-1  
Std USB, Type A, Plug, Natural

TE Part # 1487600-1  
USB, A-BLUNT,28/26,BLK,1.0M



TE Part # 1734028-1  
Std USB Type A, Plug, Natural



TE Part # 1-1734028-3  
Std USB, Type A, Plug




TE Part # 1-2199298-2  
8P,DIP SKT,300 CL,LDR,PB FREE



TE Part # 1496476-1  
STD USB-A TO MINI-B ASSY, 1M



TE Part # 1827525-1  
MECHATROLINK II CONNECTOR KIT



TE Part # 1929690-1  
USB CABLE, USB A to Mini USB,Blue

Customers Also Bought




TE Part #1-2176371-1  
RQ 0603 5K9 0.1% 10PPM 5K RL



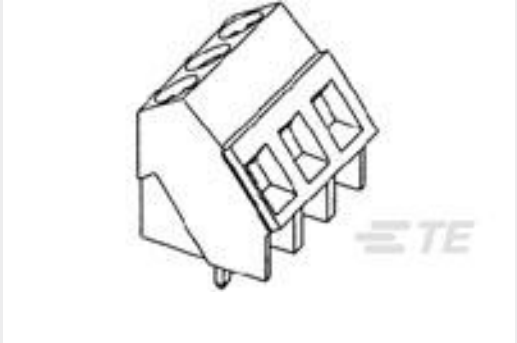
TE Part #2170864-1  
Z-PACK/B F-HDR. 95P, EON



TE Part #5353928-1  
Std USB Type A, R/A, SMT, Offset, Panel



TE Part #282847-3  
TERMI-BLOK PCB MOUNT 35 3P.5



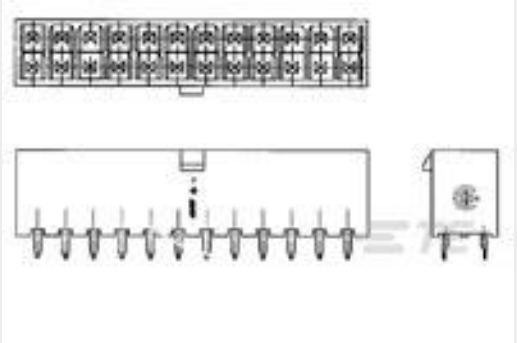
TE Part #282847-4  
TERMI-BLOK PCB MOUNT 35 4P.5



TE Part #2-640457-0  
20P MTA100 HDR ASSY SQ R/A F/L



TE Part #BAT-HLD-012-SMT-TR  
Battery Holder 1216 1225 SMT T&R Pack



TE Part #1-1586768-0  
10P VERT HDR VAL-U-LOK GW



TE Part #5-147279-9  
16 MODII HDR DR SFMT B/A T&R L



TE Part #7-1625867-3  
RP 1J 0.166W 35R7 0.1% 25PPM 1K RL

Documents



Product Drawings

USB A R/A STAK ASSY THRU HOLE

English

CAD Files

3D PDF

3D

Customer View Model

ENG\_CVM\_CVM\_5787745-2\_B.2d\_dxf.zip

English

Customer View Model

ENG\_CVM\_CVM\_5787745-2\_B.3d\_igs.zip

English

Customer View Model

ENG\_CVM\_CVM\_5787745-2\_B.3d\_stp.zip

English

By downloading the CAD file I accept and agree to the [Terms and Conditions](#) of use.

Product Specifications

Application Specification

English